

## Preface

*Ultimate is a sport that inspires players and fans alike because of its ability to develop and showcase the athleticism, skill, teamwork, and character of its participants. The arc of the disc in flight, the opportunity for each individual to contribute equally to their team's success, and the trust given to each player to know and uphold the rules make ultimate a sport that is embraced for its fun and excitement on the field and for the community beyond it. As a low-cost sport requiring minimal equipment, offering single and mixed-gender play, and providing a format that builds communication and conflict resolution skills, ultimate provides a welcoming, high value experience for players and fans from a diverse set of backgrounds and experiences. The Official Rules of Ultimate 2020-2021 11th Edition describes how the game is played, including how players self-officiate and apply the principles of Spirit of the Game in competition. It is assumed that no player will intentionally violate the rules; thus there are no harsh penalties for inadvertent infractions, but rather a method for resuming play in a manner that simulates what most likely would have occurred absent the infraction. In Ultimate, an intentional infraction is considered cheating and a gross offense against the spirit of sportsmanship. Often a player is in a position to gain an advantage by committing an infraction, but that player is morally bound to abide by the rules. The integrity of Ultimate depends on each player's responsibility to uphold the Spirit of the Game™, and this responsibility should remain paramount.*

### 1. Introduction

- A. Description: Ultimate is a non-contact, self-officiated disc sport played by two teams of seven players. The object of the game is to score goals. A goal is scored when a player catches any legal pass in the end zone that player is attacking. A player may not run while holding the disc. The disc is advanced by passing it to other players. The disc may be passed in any direction. Any time a pass is incomplete, a turnover occurs, resulting in an immediate change of the team in possession of the disc. *Players are empowered to self-officiate using a framework governed by the principles of Spirit of the Game.*
- B. ~~Spirit of the Game: Ultimate relies upon a spirit of sportsmanship that places the responsibility for fair play on the player. Highly competitive play is encouraged, but never at the expense of mutual respect among competitors, adherence to the agreed upon rules, or the basic joy of play. Protection of these vital elements serves to eliminate unsportsmanlike conduct from the Ultimate field. Such actions as taunting opposing players, dangerous aggression, belligerent intimidation, intentional infractions, or other win-at-all-costs behavior are contrary to the spirit of the game and must be avoided by all players.~~

#### ~~Rules Variations~~

1. ~~Appendices included in these rules outline rules changes and additions specific to several variations of the sport.~~
2. ~~Event Organizer Clause: The event organizer may modify rules relating to game logistics in order to suit the event. Examples include game length (game total), time limits (time caps), halftime length, number of timeouts, starting time point assessments, uniform requirements, and observer operations. Any such change must be established before competition starts.~~
3. ~~Captain's Clause: For games not subject to the event organizer clause, a game may be played under any variation of the rules agreed upon by the captains of the teams involved. *Otherwise in tournament play, any rules variations are subject to approval by the event organizer. Such things as game length, field dimensions, number of players and stall count can easily be altered to suit the level of play. Before a game starts, each team designates one captain to represent them in disagreements and arbitration.*~~

~~D. Event Organizer: The event organizer may modify rules relating to game logistics in order to suit the event. Examples include game length (game total), upper score limits (caps), time of game limits (time caps), halftime length, number of time outs, starting time point assessments, uniform requirements, and observer operations. Any such change must be established before competition starts.~~

~~E. General vs. Specific Rules: Many of these rules are general in nature and cover most situations. However, some rules cover specific situations and override the general case.~~

## 2. Spirit of the Game

A. Spirit of the Game is a set of principles which places the responsibility for fair play on the player. Highly competitive play is encouraged, but never at the expense of mutual respect among competitors, adherence to the agreed upon rules, or the basic joy of play.

B. All players are responsible for knowing, administering, and adhering to the rules. The integrity of ultimate depends on each player's responsibility to uphold the Spirit of the Game, and this responsibility should remain paramount.

C. It is assumed that no player will intentionally violate the rules; thus there are no harsh penalties for inadvertent infractions, but rather a method for resuming play in a manner that simulates what most likely would have occurred absent the infraction. An intentional infraction is cheating and considered a gross offense against the Spirit of the Game. Players are morally bound to abide by the rules and not gain advantage by knowingly committing an infraction, or calling one where none exists.

D. Players should be mindful of the fact that they are acting as officials in any arbitration between teams. Players must:

1. know the rules;
2. be fair-minded and objective;
3. be truthful;
4. explain their viewpoint clearly and concisely;
5. allow opponents a reasonable chance to speak;
6. consider their opponent's viewpoint;
7. use respectful words and body language;
8. resolve disputes as quickly as possible;
9. make calls in a consistent manner throughout the game; and
10. only make a call where an infraction is significant enough to make a difference to the outcome of the action or where a player's safety is at risk.

E. The following are examples of possible actions to support good spirit:

1. informing a teammate if they have made a wrong or unnecessary call, caused a foul or violation, or need a clarification of a rule;
2. retracting a call when you no longer believe the call was necessary or believe that it was made in error and should not have been called;
3. complimenting an opponent for good play or spirit;
4. touching base with an opponent on the sideline after a contentious interaction;
5. discussing and/or making calls about contact that could be considered a foul in order to keep players safe;
6. introducing yourself to your opponent; and
7. reacting calmly towards disagreement or provocation.

F. The following actions are clear violations of the Spirit of the Game and must be avoided by all participants:

1. reckless play or dangerously aggressive behavior;
  2. intentional fouling or other intentional rule violations;
  3. taunting or intimidating opposing players;
  4. disrespectful celebration after scoring;
  5. making calls in retaliation to an opponent's calls or other actions;
  6. calling for a pass from an opponent; and
  7. other win-at-all-costs behavior.
- G. Teams are guardians of the Spirit of the Game, and must:
1. take responsibility for teaching their players the rules and good spirit;
  2. discipline team members who display poor spirit; and
  3. provide constructive feedback to other teams about what they are doing well and/or how to improve their adherence to the Spirit of the Game.
- H. In the case where a novice player commits an infraction out of ignorance of the rules, experienced players are obliged to explain the infraction and clarify what should happen.
1. Coaches should teach players to come to a resolution on their own. If asked during a dispute coaches may offer rules clarifications. Coaches may not make calls from the sideline nor offer their opinion on a play. After a dispute, and when the player is not playing, a coach may talk to their own player about the dispute and offer opinions and guidance.
- I. Rules should be interpreted by the players directly involved in the play, or by players who had the best perspective on the play (3.A). Players may seek the perspective of sideline players to clarify the rules, and to assist in making the appropriate call.
- J. Players are responsible for making all calls except where specific rules designate non-players to make calls. [[For example, offsides on the pull or when observers keep time.]]
- K. If after discussion players cannot agree, or it is unclear:
1. what occurred in a play, or
  2. what would most likely have occurred in a play,
- the disc is returned to the thrower.

### 3. Definitions

- A. **Best perspective:** The most complete view available by a player that includes the relative positions of the disc, ground, players, and line markers involved in a play. On an unlined field, this may require sighting from one field marker to another. **Best perspective always belongs to a player.** However, players may rely on the following sources as a component of best perspective:
1. Players may seek the perspective of sideline players to clarify the rules and to assist players in making the appropriate call. Players may seek the perspective of coaches to clarify a rule, but not to assist in making the appropriate call.
    - a. Sideline players should not offer their perspective unless solicited by a player. However, a sideline player may offer perspective without being asked by a player if the perspective offered is to the detriment of the sideline player's team.
  2. Players may review officially-designated video footage to assist in resolving a call where such footage is available. However, play may not be delayed to review video footage. [[For example, live instant replay in a stadium setting may be used by players to resolve a contested foul call. Players may not, however, request that a particular play be replayed on the screen. If, after reviewing the video, players still cannot agree, they should not delay the game to rewatch the play multiple times; instead, the play should be treated as a regular contested foul.]]

If no player has sufficient perspective to make a call, the disc should revert to the thrower (in the case of in-bounds/out-of-bounds and up/down disputes) or remain with the receiver on the end zone line (in the case of goal/non-goal disputes).

- B. Completed pass: Any catch that results in the team in possession of the disc retaining possession. Any pass that is not complete is incomplete.
- ~~C. Defensive player: A player whose team is not in possession of the disc. A defensive player may not pick up a live disc or a disc in play or call for a pass from the thrower.¶~~
- ~~D. Event organizer: The person(s) or entity organizing a competition, whether it is a tournament, tournament series, league, single game, or other type of event.¶~~
- ~~E. Foul: Non-Incidental contact: contact between opposing players (see 3H.FH for a definition of incidental contact). In general, the player initiating the contact has committed the foul.~~
- F. Ground contact: All player contact with the ground directly related to a specific event or maneuver (e.g., jumping, diving, leaning or falling), including landing or recovering after being off-balance. Items on the ground are considered part of the ground.
- G. Guarding: A defender is guarding an offensive player when they are within 10 feetthree meters of that offensive player and are reacting to that offensive player. [\[\[A defender who turns away from an offensive player and begins focusing on and reacting to the thrower is no longer guarding that offensive player.\]\]](#)
- H. Incidental contact: Contact between opposing players that does not affect continued play. [\[\[For example, contact affects continued play if the contact knocks a player off-balance and interferes with theirhis ability to continue cutting or playing defense.\]\]](#)
- I. Legal position: A position established by a marker that does not violate any of the provisions outlined in 15XIV.B. [\[\[This refers to legal marking position. In general, this means there is sufficient space between the marker and the thrower's torso, the marker is not straddling the pivot, and the marker's arms are not "wrapping" the thrower.\]\]](#)
- J. Line: A boundary defining the playing areas. On an unlined field, the boundary is an imaginary line segment between two field markers with the thickness of said markers. Line segments are not extrapolated beyond the defining markers.
- ~~K. Marker: The defensive player within three meters of the thrower's pivot or of the thrower if no pivot has been established. If the disc is not in a player's possessionplay, a defensive player within three meters of a spot on the field where the disc is to be put into play is considered the marker.¶~~
- ~~L. Offensive player: A player whose team is in possession of the disc.¶~~
- ~~M. Pivot: The particular part of the body in continuous contact with a single spot on the field during a thrower's possession once the thrower has come to a stop or has attempted a throw or fake. When there is a definitive spot for putting the disc into play, the part of the body in contact with that spot is the pivot. [\[\[This is not a body part, but rather an infinitesimally small point on the body.\]\]](#)~~
- N. ~~Player: Any of the up to fourteen persons participating in the game at any one time.¶~~
- ~~O. Possession of the disc: Sustained contact with, and control of, a non-spinning disc.~~
  1. Catching a pass is equivalent to establishing possession of that pass.
  2. Loss of possession due to ground contact related to a catch negates that player's possession up to that point. [\[\[If the disc touches the ground while in a player's possession and the player subsequently loses possession due to ground contact, the earlier possession is negated and the previous contact of the disc with the ground results in a turnover.\]\]](#)
  3. A disc in a player's possession is considered part of that player. [\[\[Thus, hitting the disc in a player's possession is a foul\]\]](#)

4. The team whose player is in possession, or whose players may pick up the disc, is considered the team in possession. If the disc is in the air following a legal pass, the thrower's team is considered the team in possession.
- P. Pull: The throw from one team to the other that starts play at the beginning of a half or after a goal. It is not a legal pass for scoring and has many special provisions (Section 9.VIII.B). The player on the pulling team who possesses the disc and signals readiness is the puller. [\[\[The pulling team may designate a new puller at any time before the pull.\]\]](#)
- Q. Scoring attempt: A scoring attempt starts at the beginning of the game or when the previous goal is scored and ends when the next goal is scored.
- R. State of the disc: The nature of play at a particular moment during the game. There are three states of the disc:
1. A disc is "in play" when [players are allowed to move and](#) play may proceed without the defense's acknowledgment. An in-bounds disc ~~in the central zone on the playing field~~ is in play. The disc is subject to a turnover. [If no player has possession of a disc in play, any offensive player may become the thrower by taking possession of the disc \(14.A\). Once a player has possession of the disc, they must establish a pivot at the spot of the disc \(14.A.2\) prior to attempting a pass \(17.K\). ~~To put the disc into play at a particular spot on the field means to establish a pivot at that spot.~~](#)
  2. A disc is "live" when players are allowed to move and the disc is subject to a turnover, but the thrower cannot make a legal pass (e.g., walking the disc to the spot where it is to be put into play). For a live disc to be put into play, the thrower must (1) establish a pivot at the appropriate spot on the field, [and \(2\) touch the disc to the ground \(14.B\), ~~and put the disc into play.~~](#)
  3. A disc is "dead" when play has stopped and can continue only with a check ([see 9.D](#)). The disc is not subject to a turnover. [A dead disc may change states to either live or in play after a check depending on the circumstances.](#)
- S. Stoppage of play: Any halting of play due to a call, discussion, or ~~timeout~~ that requires a check or self-check to restart play. The term play stops means a stoppage of play occurs. [\[\[Play-halting calls include "foul," "violation," "pick," "stall," etc.\]\]](#)
- T. Throw: A disc in flight following any throwing motion (including a fake) that results in the thrower losing contact with the disc. [\[\[Generally, a non-spinning, falling disc is not "in flight" unless it is intentionally dropped.\]\]](#)
1. A pass is equivalent to a throw.
  2. An intentionally dropped disc is considered a thrown disc.
  3. The act of throwing is the motion that transfers momentum from the thrower to the disc in the direction of flight and results in a throw. Pivots and wind-ups are not part of the act of throwing.
  4. A throw is only considered complete when an offensive player gains possession that is not otherwise negated.
  5. An offensive player in possession of, or who has most recently possessed, the disc, is the thrower.
- U. Violation: Any infraction of the rules other than a foul.
- V. Roles
1. [Captain: A team member, who is eligible to participate in the game, and has been designated to represent the team in decision-making on behalf of the team before, during, and after a game.](#)
  2. [Coach: A team member who has been officially recognized by event organizers to have met the requirements necessary for coaching, including but not limited to certification, screening, education, and registration. Coaches are permitted in areas where sideline players are](#)

allowed, during and between points, in accordance with event rules. Coaches are not permitted to make calls or contribute to the discussion or resolution of calls, except to clarify rules if requested.

3. Defensive player/Defender: A player whose team is not in possession of the disc. A defensive player may not pick up a live disc or a disc in play or call for a pass from the thrower.
4. Event organizer: The person(s) or entity organizing and responsible for a competition, whether it is a tournament, tournament series, league, single game, or other type of event. Responsibilities may include, but are not limited to competition rules, safety, event registration and event logistics.
5. Event support staff: Event support staff are officially designated personnel assigned by the event organizers to cover a wide variety of positions and responsibilities associated with an event, including but not limited to medical staff, scorekeepers, security, media, field crew, and other paid or volunteer positions. Vendors, sponsors, and business partners may also be designated as event support staff by the event organizer. Event support staff do not have additional duties or permissions beyond those specifically assigned by the event organizer.
6. Marker: The defensive player within ten feet of the thrower's pivot or of the thrower if no pivot has been established. If the disc is not in a player's possession, a defensive player within ten feet of a spot on the field where the disc is to be put into play is considered the marker.
7. Non-player: Any person who is not a player or sideline player as defined in these rules.
8. Observer: Observers are non-player game officials whose job is to support the players in implementing a safe, fair, and efficient game. Observers carefully watch the action of the game, assist with communication, help uphold self-officiating and the Spirit of the Game, assist with resolving calls as needed, and perform other duties as described in Section 19.
9. Offensive player: A player whose team is in possession of the disc.
10. Player: One of the up to fourteen (14) persons who are participating in the current point of play.
11. Sideline player: Any team member who is present at the field and eligible to participate in the game, but who is not a player participating in the current point.
12. Spectator: Event attendees who do not fall into one of the other roles defined in 3.Q.
13. Spirit captain: A team member, who is eligible to participate in the game, and has been designated to address, discuss, and resolve spirit issues at any point throughout the competition with opponents, teammates, coaches, and game or event officials. If no spirit captain is designated, this role is assigned to the captain(s).
14. Team member: Any person designated by the team, to the event organizer, to be officially associated with the team, per the rules established by the event organizer.
15. Team support staff: A team member who has been officially recognized by event organizers to be a member of the team for a specific support purpose. Team support staff are generally permitted in areas where sideline players are allowed, but may be further restricted by event rules.

#### **4. Playing Field**

- A. The playing field is a rectangular area and should be essentially flat, free of obstructions and afford reasonable player safety. Well trimmed grass is the recommended surface and all lines should be marked.
- B. The standard field of play has dimensions as shown on the accompanying diagram (see Appendix A4).

- C. The playing field is bounded by four perimeter lines: two (2) sidelines along the length and two (2) backlines along the width. The perimeter lines are not part of the playing field.
- D. The playing field also includes two (2) goal lines parallel to the backlines. The two (2) areas bounded by each backline, the sidelines, and the nearest goal line are the end zones.
- E. The ~~central zone~~~~playing field proper~~ is the playing field excluding the end zones. ~~[[Central zone was previously referred to as the playing field proper in previous editions of the rules.]]~~
- F. The goal lines separate the ~~central zone~~~~playing field proper~~ from the end zones and are part of the ~~central zone~~~~playing field proper~~.
- G. Brick marks are located in the central zone a set distance from each goal line and midway between the sidelines. Reverse brick marks are located in each end zone midway between the goal line and backline and midway between the sidelines. A midfield mark is located midway between the goal lines and midway between the sidelines.
- H. The corners of the ~~central zone~~~~playing field proper~~ and the end zones are marked by brightly colored, flexible cones or pylons.
- I. It is recommended that ~~the following~~ additional lines are also established ~~at three and five meters from the perimeter lines surrounding the playing field.~~
  - 1. ~~The equipment line surrounds the playing field.~~ Spectators and gear should remain behind ~~this five-meter~~ line to keep the perimeter safe and clear during play.
  - 2. ~~The team lines are outside of the playing field, parallel to the sidelines.~~ Competitors and coaches should remain behind ~~these three-meter~~ lines to allow play adjacent to the playing field.
- J. If play is obstructed by competitors, coaches, spectators, or objects within five ~~yards~~~~meters~~ of the playing field, any obstructed player or ~~the~~ thrower in possession of ~~the disc~~ may call this violation. Play resumes at the stall count reached plus one, or 9 if over 8.

## 5. Equipment

- A. Any disc acceptable to both team captains may be used. If they cannot agree, the current Official Disc of ~~the USA Ultimate Players Association~~ is used.
- B. Players may wear any soft clothing that does not endanger the safety of other players or provide unfair advantage.
- C. Cleats with dangerous parts, such as metallic baseball cleats, track spikes, or worn or broken studs with sharp edges, are not allowed.
- D. Each player must wear a uniform or other clothing distinguishing that player from players on the other team. In tournament play, matching uniforms and numbered jerseys are recommended.
- E. Players may not use clothing or equipment to unfairly inhibit or assist the movement of the disc or another player.

## 6. Length of Game

- A. ~~The game total is the predetermined number of goals to win the game.~~ **Game to goals:** A game is played until one team first reaches ~~or exceeds the game total, with a margin of at least two goals or until a cap is reached.~~ ~~[[The game total is the pre-determined number of goals required to win the game. In a "game to 15," the game total is 15.]]~~
  - 1. ~~Caps are maximum score limits imposed before or during a game to limit the time required to declare a winner. The game ends when one team's score first reaches the cap.~~
    - ~~a. A point cap is a maximum score limit imposed before the event.~~
    - ~~b. A soft time cap is a maximum score limit imposed during a game once a predetermined time of play has elapsed and after the current scoring attempt is completed.~~

- ~~e. A hard time cap is the ending of the game once a predetermined time of play has elapsed and after the current scoring attempt is completed. If the score is tied, play continues until one additional goal is scored.¶~~
- ~~2. The team with the most goals at the end of the game is the winner.¶~~
- ~~3. A standard game has a game total of 15, with a point cap of 17.~~
- B. The halftime target is the number of goals necessary to first reach at least half of the game total. Halftime begins when one team's score first reaches the halftime target. [[In a game with a game total of 15, the halftime target will be 8.]]~~Halftime begins when one team's score first reaches or exceeds half of the game total, and lasts ten minutes.~~
  - 1. A standard halftime is 10 minutes. [[The receiving team should be properly positioned on the line, having signaled readiness by the end of halftime, at which time the defense will have 15 seconds to release the pull.]]
- C. Time Caps~~Overtime begins when the score is tied at one goal less than the game total (e.g., in a game with a game total of 15 goals, overtime begins when the score reaches 14-14). [[Overtime begins based on the predetermined game total and is unaffected by time caps. If a time cap applies and makes it a "game to 14," then when the score reaches 13-13, it will not be overtime.]]~~
  - 1. The soft cap occurs once a predetermined time of play has elapsed. At the soft cap, play continues until the current scoring attempt is completed. If, after the current scoring attempt is completed, the game total has not yet been reached by one team, one is added to the higher score and the resulting number is the new game total.
  - 2. The hard cap is the ending of the game once a predetermined time of play has elapsed. At the hard cap, play continues until the current scoring attempt is completed. If, after the current scoring attempt is completed, the score is tied, play continues until one additional goal is scored. Otherwise, the game ends. The team with the most goals at the end of the game is the winner.
  - 3. The halftime cap occurs once a predetermined time of play has elapsed. At the halftime cap, play continues until the current scoring attempt is completed. If, after the current scoring attempt is completed, the halftime target has not yet been reached by one team, one is added to the higher score and the resulting is the new halftime target.

## 7. Time-outs

- A. A time-out stops play and suspends time limit counts.
- B. Team Time-out: Each team has two team time-outs per half in a standard game.
  - ~~1. Each team has exactly one team timeouttime-out in overtime, regardless of whether any time-outs remain from regulation.¶~~
  - ~~2. A team timeouttime-out lasts 70 seconds.~~
  - 3. Any player may call a ~~timeouttime-out~~ after a goal is scored and before both teams have signaled readiness to start play. Time limit counts between points are suspended for 70 seconds. A ~~timeouttime-out~~ may not be called between a re-pull call and the ensuing pull.
  - 4. After the pull, only a thrower with possession of the disc that has survived ground contact can call a ~~timeouttime-out~~. The player must form a T with one hand and the disc, and should audibly say "timeouttime-out." The ~~timeouttime-out~~ begins when the T is formed. The disc is then placed on the ground at the pivot spot.
  - 5. Restarting play after a ~~timeouttime-out~~ called by a thrower:
    - a. All players at the time of the ~~timeouttime-out~~ call must return to play unless an injury ~~timeouttime-out~~ also is called.



- b. Each offensive player must establish a stationary position by the end of the ~~timeout~~. Movement after this time and before the disc is checked into play is a violation. The defense has ninety seconds after the beginning of the ~~timeout~~ or up to twenty seconds after all offensive players have established their positions (whichever is longer) to check the disc into play.
  - c. The player who had possession of the disc when the team ~~timeout~~ was called restarts play with a check at the pivot spot, and the marker resumes the stall count with the word "stalling" followed by the last number uttered before the ~~timeout~~ plus one or 9 if over 8, however 15XIV.A.4 applies.
  - d. If the time limits for the ~~timeout~~ are exceeded by one team, a player on the other team may announce "delay of game" and the player at the location the disc is to be put into play may self-check the disc into play without acknowledgment by the opposing team. In order to invoke this rule a player must give warnings of 20, 10, and 5 seconds.
6. If the disc is live or in play and the thrower attempts to call a ~~timeout~~ when the team in possession has no ~~timeouts~~ remaining, play is stopped. The marker resumes the stall count with the number last uttered before the call plus three (e.g. if the ~~timeout~~ was called after a stall count of two, play would resume on a stall count of five). If this results in a stall count of ten or above, this is a turnover.~~it is a turnover and play stops.~~
- C. Injury ~~Timeout~~: A ~~timeout~~ called for a player injury. During an injury ~~timeout~~, the health and safety of the injured player are of primary concern.
- 1. Any player on the injured player's team may call an injury ~~timeout~~.
  - 2. The ~~timeout~~ is retroactive to the time of the injury, unless the injured player chooses to continue play before the ~~timeout~~ is called, in which case, the ~~timeout~~ begins at the time of the call. If the disc is in the air or the thrower is in the act of throwing at the time of the injury or of the call when the player has continued play, the ~~timeout~~ begins when the play is completed.
  - 3. Restarting play after an injury ~~timeout~~:
    - a. If a player in possession leaves the field following an injury, the replacing player takes possession.
    - b. Play restarts at the appropriate spot with a check and the marker resumes any stall count with the word stalling followed by the last number uttered before the injury ~~timeout~~ started plus one or 9 if over 8. ~~The substitution of the thrower or marker does not alter the stall count. If the thrower is substituted or if the marker is injured and substituted, a new marker may resume the stall count of the original marker when play is restarted.~~
    - c. All players must resume their locations on the field at the time the injury ~~timeout~~ began (i.e., players may not set up), unless a team ~~timeout~~ is also called.
  - 4. If the injured player does not leave the game after an injury ~~timeout~~, that player's team is charged with a team ~~timeout~~ unless the injury was caused by an opposing player. If the team being charged with the ~~timeout~~ is also the team in possession and has no ~~timeouts~~ remaining, it is a turnover.
  - 5. If an injury ~~timeout~~ is called during a team ~~timeout~~, the opposing team must be notified as soon as the injury is discovered (8VII.A.2).
  - 6. If an injury ~~timeout~~ is called between points, all time limits are suspended until the injured player is removed from the field.
  - 7. Any player, coach, or observer ~~should~~ may call an injury ~~timeout~~ for a player who is bleeding or has an exposed open wound.
    - a. This ~~timeout~~ takes effect when the call is made (i.e., is not retroactive to the time of injury). If the disc is in the air or the thrower is in the act of throwing at the time of the

- call, the ~~timeout~~ begins when the play is completed. However, the disc is returned to the thrower if avoiding potential contact with the bleeding player is determined to have affected the play.
- b. This timeout may last up to 70 seconds, during which time the injured player must have the wound effectively covered in order to return to the point in progress.
  - c. If play cannot be restarted with the injured player's wound effectively covered in 70 seconds, the player's team may either ~~The injured player must leave the game~~
    1. replace the injured player according to 7.C.3, or ~~immediately if so requested by an opposing captain; or~~
    2. call a team timeout, if they have one, in order to extend the time frame to have the wound effectively covered and leave the player in the game. ~~at the end of the current scoring attempt if no such request is made.~~
  - d. A bleeding or exposed open wound is "effectively covered" if it is covered with a dressing sturdy enough to withstand the demands of activity and able to prevent bodily fluids from coming in contact with other players.
  - e. Any player whose clothing has blood on it must have the affected areas disinfected or must change the clothing before returning to play.
  - f. Whether a player may return to play is determined by appropriate medical staff. If medical staff is not available, captains and coaches may agree that a wound has been effectively covered and any clothing issues have been addressed. ~~The injured player may return in accordance with VII only after the affected area is effectively covered.~~
- D. Technical Timeout ~~Time-out~~: A technical ~~timeout~~ may be called for illegal equipment, a dangerous condition, or a broken disc.
1. Any player recognizing a condition that endangers ~~themselves~~ or other players may call a technical ~~timeout~~ during play by calling "technical." The thrower may call a technical ~~timeout~~ during play to replace a cracked, torn, deeply gouged, creased, or punctured disc; a warped, wet or dirty disc does not qualify. The ~~timeout~~ begins at the time of the call. If the disc is in the air or the act of throwing at the time of the call, the ~~timeout~~ begins when the play is completed.
    - a. If a player discovers a dangerous condition after the disc is in the air or while the thrower is in the act of throwing and the player ceases play as a result, the disc is returned to the thrower regardless of the outcome of that pass. However, if both teams agree that ceasing play did not affect the outcome of the throw, the result of the play stands. [[For example, a receiver is not required to continue playing through a dangerous situation, such as a child wandering onto the field. In that case, the receiver should stop making a play on the disc in order to prioritize the safety of themselves and others, and the disc will be returned to the thrower once the dangerous situation is rectified.]]
  2. Any player may briefly extend a stoppage of play to correct faulty equipment (e.g., to tie shoelaces or straighten a disc), but active play may not be stopped for this purpose. (Note: ~~p~~Play does not stop during a turnover even if the disc is out-of-bounds.)
  3. A player unable to correct illegal equipment in a timely manner must be substituted in accordance with ~~8~~VII.A.2.
  4. Restarting play after a technical ~~timeout~~:
    - a. The thrower restarts play at the appropriate spot with a check and the marker resumes any stall count as follows:
      1. If the technical ~~timeout~~ was called during a stoppage of play, the count resumes at the appropriate count for the event that stopped play.

2. If the technical timeouttime-out stopped play, the count resumes at the stall count reached plus one, or at six if over five. ~~according to XIV.A.5. For this purpose, the team charged with the technical time-out is:~~
    - ~~a. whichever team has the illegal equipment;~~
    - ~~b. the offense in the case of a damaged disc; or~~
    - ~~3. the defense for a dangerous condition not assignable to either team.~~
  - b. If a player in possession leaves the field due to illegal equipment, the replacing player puts the disc into play. ~~The substitution of the thrower or marker does not alter the stall count. If the thrower is substituted or if the marker has illegal equipment and is substituted, a new marker may resume the stall count of the original marker when play is restarted.~~
  - c. All players must resume their locations on the field at the time the timeouttime-out began (i.e., players may not set up), unless a team timeouttime-out is also called.
- E. Spirit timeout: A spirit timeout may be called by one or both teams' spirit captain(s) if they believe that either or both teams have failed to follow the Spirit of the Game, and (1) game play has become dangerous; or (2) repeated Spirit of the Game violations are causing conflict between the teams. Spirit timeouts are subject to the following provisions:
1. A spirit timeout can be called only if all of the following conditions have been met:
    - a. Both spirit captains have discussed the perceived Spirit of the Game violation(s) and adjustments to address those violations, and one or more members of either or both teams have not adjusted their conduct.
    - b. Both spirit captains have discussed the need to call a spirit timeout before calling the spirit timeout. It is not required that both spirit captains agree that a spirit timeout is necessary.
    - c. Play is stopped.
    - d. In games with observers, spirit timeouts initiated by the spirit captains must be communicated to the observers before being called. Observers may call a spirit timeout if the observer believes it is needed and at least one of the spirit captains agrees.
  2. During the spirit timeout:
    - a. Both teams will aim to complete all discussions within 5 minutes, with a goal of resuming play as quickly as possible. If teams require more time to resolve spirit discussions, the timeout can be extended with the consent of both spirit captains.
    - b. Team members may not engage in tactical discussions. Team members may not extend the spirit timeout to try to gain a tactical advantage.
    - c. Spirit timeouts may follow one of two formats, as determined by the spirit captains. Where the spirit captains disagree as to the format of the spirit timeout, the default format is for teams to form one spirit circle.
      1. All team members of both teams will form one spirit circle, alternating players from each team, if possible. The spirit captains will lead a conversation addressing and proposing solutions to resolve spirit issues; or
      2. Two circles will be formed, one for each team to internally resolve spirit issues that have already been discussed between the spirit captains of the opposing team.
  3. After the spirit timeout:
    - a. The game resumes in the same manner as it does after a team timeout.
    - b. Spirit timeouts do not affect timeouts available.
    - c. For spirit timeouts lasting five minutes or less, the time taken for a spirit timeout will automatically be added to the length of the game time to determine time caps for the game. After the initial five minutes, although spirit captains may always agree to extend a spirit timeout, event organizers may limit the time that can be added to the length of

games. The spirit captain(s) initiating the spirit timeout will convey the start and end of the stoppage to event support staff or the event organizer for time-keeping purposes.

- F. Injury, technical, and spirit timeouts are meant to be used exclusively to address the issue for which the timeout was called. Only personnel needed to address the issue should be on the field and only for that purpose. Teams may not use these timeouts as team timeouts, unless they also call a team timeout.

## 8. Player Substitutions

- A. Player substitutions can be completed only:
1. after a goal and before the substituting team has signaled readiness; or
  2. to replace injured players, or players with illegal equipment. In this case, the opposing team may substitute a like number of, or fewer, players.
- B. Substitutions are not permitted following a re-pull call, unless in accordance with 8.VII.A.2.

## 9. Starting and Restarting Play

- A. Start of the game:
1. Representatives of the two teams fairly determine which team chooses to
    - a. receive or throw the initial pull; or
    - b. which end zone they wish to initially defend.
  2. The other team gets the remaining choice.
  3. The second half begins with a reversal of the initial choices.
  4. If only one team fails to signal readiness for the start of a scheduled game, the opposing team may be awarded goals by the event organizer at a rate of one goal for every five minutes elapsed after the posted start time.
- B. Pull:
1. Play starts at the beginning of each half and after each goal with a pull.
  2. After a goal, the teams switch their direction of attack and the scoring team pulls.
  3. The pull may be made only after the puller and a player on the receiving team both raise their hands to signal their team's readiness to begin play. A team must have a minimum of two players and a maximum of seven players on the field in order to signal readiness. The pull occurs when the puller throws (3.H.K.F) the disc after signaling readiness. ~~[[Players (3.Q.10) may not signal readiness until all of their other team members are clear of the field (9.C.3.a).]]~~
  4. Positioning before the pull:
    - a. After signaling readiness, players on the pulling team may move anywhere in their end zone, but their feet may not ~~break~~cross the vertical plane of the goal line until the disc is released.
    - b. After signaling readiness, players on the receiving team must ~~have one foot on~~ ~~be in~~ ~~contact with~~ the goal line that they are defending without changing location relative to one another.
    - c. After the disc is released, it is in play and any player may move in any direction.
    - d. If either team fails to maintain proper positioning before the pull, the other team may ~~call~~ ~~audibly announce~~ "offsides" before the receiving team gains possession of the disc and a re-pull ensues. ~~The call must be made before any player on the receiving team touches the disc.~~ ~~The offsides call does not stop play, and the Continuation Rule (17.C) does not apply.~~ In games where observers are used, this call is made by the observers. In games without observers, each team may send a designated sideline player to either goal line who has the ability to call "offsides" or offer their perspective on such a call. A

contested offsides call results in a stoppage of play and a re-pull. [[To contest an offsides call, a player on the contesting team must have perspective at least as good as the person making the call. If the call is made by a designated sideline player, only a similarly-positioned sideline player designated by the contesting team has equal or better perspective.]]

1. In the first instance of offsides by the pulling team, the receiving team may let the disc hit the ground untouched and then take the disc at the brick mark closest to the end zone the receiving team is defending (following the same signaling procedure described in 9.B.6.d.2), even if the disc initially hits in-bounds, in addition to any other applicable options per 9.B.6-7.
2. After the first uncontested instance of offsides, in every subsequent instance of offsides by the pulling team, the receiving team may let the disc hit the ground untouched and then take the disc at midfield (by fully extending one hand overhead and calling "midfield" before gaining possession of the disc) in addition to any other applicable options per 9.B.6-7.
3. In any instance of offsides by the receiving team, the pulling team may call "offsides" prior to the receiving team taking possession of the disc. Play stops after the outcome of the pull is decided. Play resumes in a similar manner as after a team timeout. The player with possession of the disc (or any player on the offensive team if no player has possession) takes the disc to the spot on the playing field where the disc is to be put into play (per 9.B.6-7). Ten seconds after the player in possession reaches that location, each offensive player must establish a stationary position. Movement after this time and before the disc is checked into play is a violation. The defense has twenty seconds after all offensive players have established their positions to check the disc into play.
4. If both the pulling and receiving teams are offsides, the offense may put the disc into play at the appropriate spot for an offsides by the pulling team but may not attempt a pass until the disc is checked into play by the defense.
- ~~e. In games where Observers are used, the Observers may monitor and call offsides as appropriate. The first instance of offsides for each team will result in a warning and a re-pull. After a team has received its warning, any further instances of offsides are treated as follows:¶~~
  - ~~4. receiving team offsides: receiving team starts with the disc at the midpoint of the end zone they are defending, after players set up and a check is performed.¶~~
  - ~~f. pulling team offsides: receiving team starts with the disc at midfield, after players set up and a check is performed.~~
5. A player on the throwing team may not touch the pull in the air before a member of the receiving team touches it. If this violation occurs, the receiving team may request a re-pull immediately.
6. If the pull hits the ground or an out-of-bounds area untouched, it is put into play as follows:
  - a. If the disc initially hits and remains in-bounds, it is ~~input into~~ put into play where it comes to rest or is stopped (17XVI.FE).
  - b. If the disc initially hits in-bounds and then becomes out-of-bounds before being touched by the receiving team, it is put into play at the spot on the ~~central zone~~ playing field proper (i.e., excluding the end zones) nearest to where it first crossed the perimeter line to become out-of-bounds.

- c. If the disc initially hits in-bounds and then becomes out-of-bounds after being touched by the receiving team, it is put into play at the spot on the playing field nearest to where it first crossed the perimeter line to become out-of-bounds.
  - d. If the disc initially hits an out-of-bounds area, the receiving team may put the disc into play:
    - 1. at the spot determined by 10IX.H; or
    - 2. after signaling for a brick or middle by fully extending one hand overhead and calling brick or middle before gaining possession of the disc, either at
      - a. the brick mark closest to the end zone that the receiving team is defending if “brick” was called, or
      - b. the spot on the long axis of the ~~central zone playing field proper~~ nearest to the spot determined by 10IX.H if “middle” was called.
  - 7. If the pull is caught ~~on the playing field, the disc is in play where it was caught. If the disc is caught outside the playing field,~~ the disc is put into play at the spot on the playing field nearest to where it was caught.
  - 8. If a player on the receiving team touches the pull before it hits the ground and the disc then hits the ground, it is considered a dropped disc (13XH.B) and results in a turnover.
  - 9. After a pull, whichever player takes possession of the disc must put it into play. If a player drops the disc while carrying it to the spot where it is to be put into play and it contacts the ground before the thrower regains possession, the other team gains possession of the disc at the spot on the ~~central zone playing field proper~~ nearest to the drop.
  - 10. There is no stoppage of play when putting the pull into play. If the disc is to be put into play at a location other than where possession was gained, ~~the disc is live and the thrower must start play by touching the disc to the ground after establishing a pivot at the appropriate spot on the playing field before attempting a pass where the disc is to be put into play.~~
- C. Time between pulls:
- 1. In mixed gender play, the team responsible for signaling the gender ratio for the upcoming point must do so within twenty five (25) seconds after the previous goal was scored. [[The team responsible for signaling gender is encouraged to signal as early as possible after the previous goal is scored, but must do so no later than 25 seconds.]]
  - 2. Within fifty five (55) seconds after the previous goal was scored, the receiving team must line up for the purpose of allowing the pulling team to match up defensively. Each player must place one foot on the goal line, be visible to the pulling team, and not change their relative position on the line.
    - a. Other team members (coaches, support staff, sideline players) may be present on the field during this time.
  - 3. Within seventy (70) seconds after the previous goal was scored, ~~the receiving team must signal readiness to play within seventy seconds after the previous goal was scored (9.B.3).~~
    - a. All other team members must be clear of the field at this time.
  - 4. The pulling team must release the pull before the later to occur of:
    - a. ~~eighty five (85) ninety~~ seconds after the previous goal was scored; or
    - b. thirty (30) seconds after the receiving team lined up; or
    - c. fifteen (15) ~~twenty~~ seconds after the receiving team signaled readiness.
  - 5. On a re-pull,
    - a. the receiving team must signal readiness to play within ~~fifteen twenty~~ (15) seconds after the call for a re-pull was made; and
    - b. the pulling team must release the pull before the later to occur of:
      - 1. thirty (30) ~~forty~~ seconds after the call for a re-pull was made; or

2. ~~fifteen (15)~~ ~~twenty~~ seconds after the receiving team signaled readiness.
  6. In games where ~~o~~Observers are used, the ~~o~~Observers may monitor and call time violations as appropriate. The first instance of a time violation for each team will result in a warning. After a team has received its warning, any further time violations will result in assessment of a team ~~timeout~~ ~~time-out~~ (and the resulting time extensions). If a team has no ~~timeout~~ ~~time-outs~~ remaining, time violations are treated as follows:
    - a. ~~T~~ime violation on receiving team: the receiving team starts with the disc at the midpoint of the end zone they are defending, after players set up and a check is performed.
    - b. ~~T~~ime violation on pulling team: the receiving team starts with the disc at midfield, after players set up and a check is performed.
  7. In games where the participants require more time (youth, beginner, or other levels), team captains or tournament organizers (as appropriate) are encouraged to extend the time limits listed above to best suit the level of play.
- D. Check:
1. When play stops, each player must come to a stop as quickly as possible. Before restarting play, all players must assume the location on the field specified by the rule that covers that specific stoppage of play and remain there until play is restarted.
  2. If a called infraction occurs while play is stopped, any subsequent play is negated and players must assume their appropriate locations under ~~9~~~~VIII~~.D.1. [\[\[Thus any pass attempted will be returned to the thrower.\]\]](#)
  3. When the situation is resolved, the player determined to be in possession offers the disc to the marker for a check.
    - a. The marker restarts play by touching the disc in the thrower's possession. If the thrower attempts a pass before the marker checks the disc, the pass (whether complete or incomplete) does not count and the thrower regains possession.
    - b. Any stall count in effect resumes according to ~~15~~~~XIV~~.A.5.
  4. Offensive ~~s~~Self-check: If play is to restart with a check, but no defensive player is near enough to touch the disc in the thrower's hand, play restarts with an offensive self-check. To restart play using an offensive self-check: [\[\[Determine this distance based on the thrower standing upright and extending the disc toward the nearest defensive playermarker.\]\]](#)
    - a. the defense must acknowledge readiness; and
    - b. the thrower establishes a pivot at the appropriate spot on the field, touches the disc to the ground and loudly announces "in play."
  5. Defensive self-check: If play is to restart with a check, but no offensive player is in possession of the disc at the appropriate spot, play restarts with a defensive self-check. To restart play using a defensive self-check:
    - a. the disc is placed at the appropriate spot on the field;
    - b. the offense must acknowledge readiness; and
    - c. the defender closest to the disc loudly announces "in play."

## 10. In- and Out-of-bounds

- A. The entire playing field is in-bounds. The perimeter lines are not part of the playing field and are out-of-bounds.
- B. The out-of-bounds area consists of the ground which is not in-bounds and everything in contact (direct or indirect) with it except for players. Any non-players other than observers are considered part of the out-of-bounds area.

- C. A player contacting the out-of-bounds area is out-of-bounds. A player who is not out-of-bounds is in-bounds. An airborne player retains in-bounds or out-of-bounds status until that player contacts the playing field or the out-of-bounds area. The following exceptions apply:
1. If momentum carries a player out-of-bounds after landing in-bounds with possession of an in-bounds disc, the player is considered in-bounds. For this exception to apply, that player's first point of ground contact with any area must be completely in-bounds. The disc is put into play at the spot on the perimeter line of the playing field where the player first went out-of-bounds (unless 11X.A.2 applies). If the player traversed the end zone being attacked, 11X.B applies.
  2. A pivoting thrower may contact an out-of-bounds area, provided that part of the pivot remains in contact with the playing field. [\[\[In this case, the player and the disc are considered in-bounds.\]\]](#)
  3. Contact between players does not confer the state of being in- or out-of-bounds from one to another.
- D. A disc becomes in-bounds when it is put into play, or when play starts or restarts.
- E. A disc becomes out-of-bounds when it first contacts the out-of-bounds area, contacts an out-of-bounds offensive player, or is caught by an out-of-bounds defensive player.
- F. The disc may fly outside a perimeter line and return to the playing field, and players may go out-of-bounds to make a play on the disc.
- G. If an in-bounds defender gains possession while airborne and becomes out-of-bounds while still in possession of the disc, the play is treated as if the defender was out-of-bounds when possession was gained (10X.E).
- H. To continue play after the disc becomes out-of-bounds, a member of the team gaining possession of the disc must carry it to, and put it into play at, the spot on the [central zone playing field proper](#) nearest to where the most recent of the following events occurred:
1. the disc completely crossed the perimeter line;
  2. the disc contacted an in-bounds player;
  3. the disc contacted a defensive player; or
  4. the disc became out-of-bounds due to contact with the out-of-bounds area or a player while any part of the disc was inside the perimeter line.
- After establishing a pivot at the appropriate spot on the field, the thrower must touch the disc to the ground before putting it into play (14XIII.B).
- I. Events occurring after the disc becomes out-of-bounds do not affect where it is put into play.

## 11. End Zone Possession

- A. If a turnover results in a team gaining possession in the end zone that they are defending, the player in possession must immediately either:
1. [establish a pivot](#) ~~put the disc into play~~ at the spot of the disc (to fake a throw or pause after gaining possession commits the player to put the disc into play at that spot); or
  2. ~~carry~~ carry the disc directly to the closest point on the goal line and put it into play at that spot. If this option is chosen, the player taking possession must put the disc into play at the goal line. [\[\[The player may carry the disc at any speed, constant or variable, while not unreasonably delaying.\]\]](#) Failure to do so is a travel. [\[\[The player must put the disc into play either at the spot of the disc or on the goal line, not in between.\]\]](#)
- B. If a team gains or retains possession in the end zone that they are attacking other than by scoring a goal in accordance with rule 12XII, the player in possession must carry the disc directly to, and put it into play at, the spot on the goal line closest to where possession was gained.



- C. If a team gains or retains possession of a dead disc in the end zone that they are attacking, the disc is checked into a live state where the infraction occurred, and the thrower then proceeds according to 11X.B. [\[\[For example, after an uncontested receiving foul.\]\]](#)

## 12. Scoring

- A. A goal is scored when an in-bounds player catches any legal pass in the end zone of attack, and retains possession of the disc throughout all ground contact related to the catch.
1. To be considered in the end zone after gaining possession of the disc in accordance with 3H.J.2 and 16XV.E, the player's first point of ground contact must be completely in the end zone. [\[\[If a player clearly lands on their toes first and then continues down onto their heels, their toes are the first point of ground contact. If a player lands fairly flat-footed and it is not possible to determine which part of the foot contacted the ground first, the entire foot is the first point of ground contact.\]\]](#) [\[\[Remember, the end zone line is not part of the end zone.\]\]](#)
  2. When an in-bounds player in possession of the disc whose first ground contact will be completely within the end zone loses possession of the disc due to an uncontested foul, or lands out of the end zone due to an uncontested force-out foul (17XVI.H.4.b.4), that player is awarded a goal.
- B. If after receiving a pass outside the end zone, a player comes to a stop contacting the end zone [without a pivot on the central zone](#), that player must carry the disc back to, and put it into play at, the closest spot on the goal line.
- C. If a player scores according to 12XII.A, but then unknowingly throws another pass, a goal is awarded to that player, regardless of the outcome of the pass. However, if it is unclear if the player scored according to 12XII.A (i.e., there is no agreement on the player who had best perspective, and there are opposing view-points on the play), the result of the pass stands.
- D. If a player catches the disc and believes a goal has been scored the player may call "goal" and play stops. [\[\[Under 12.A, scoring a goal includes surviving all ground contact related to the catch. Thus, "goal" may not be called if the player did not maintain possession through all ground contact related to the catch, nor may "goal" be called prior to completion of all ground contact related to the catch.\]\]](#) Best practice is to announce "goal" and raise both hands vertically above the head. After a contested or retracted goal call, play must restart with a check and the call is deemed to have been made when the pass was caught. [\[\[Accordingly, the stall count will resume at 1 \(15.5, 15.5.a.5\). When repositioning, all players should return to where they were when the pass was caught \(17.C.6.a\).\]\]](#) [\[\[In an observed game, in/out of the end zone and "goal" are active observer calls, and player calls are ignored. Therefore, in an observed game, a player's "goal" call does not stop play.\]\]](#) [\[\[If it is ever unclear whether "goal" was called, play continues and 12.C applies to subsequent throws \(undisputed goals stand, turnovers stand on disputed goals\). Unlike under WFDF rules, celebration or other actions following a suspected goal do not substitute for a "goal" call under this rule.\]\]](#)
- E. The act of scoring a goal is subject to rule 3H.J.2.

## 13. Turnovers

- A. ~~A pass is incomplete or if the disc becomes out-of-bounds other than as a result of a pull, a turnover results when:~~
1. a pass is incomplete;
  2. a disc contacts the ground while not in possession of a player other than as a result of a pull;  
or
  3. a disc becomes out-of-bounds other than as a result of a pull.

- B. If the thrower accidentally drops a live disc or a disc in play without defensive interference and it contacts the ground before the thrower regains possession, it is considered a ~~turnover-incomplete-pass~~. If the thrower regains possession of an accidentally dropped disc before it contacts the ground without another player touching the disc, that possession is considered continuous. ~~[[An accidentally dropped (falling, non-spinning) disc is not considered in flight. An accidentally released, spinning flying disc is a throw, not a dropped disc, and results in a turnover if the thrower regains possession of the disc without another player touching the disc.]]~~ ~~[[And the stall count continues uninterrupted.]]~~ If the thrower regains possession of an accidentally dropped disc before it contacts the ground and after another player touches it, it is considered a new possession.
- C. A pass is intercepted if a defensive player obtains possession of the disc, but if the defender accidentally loses possession of the disc before or during ground contact related to the catch, the pass is considered ~~incompleteblocked~~ rather than intercepted. ~~[[i.e., this is not a "double-turnover" – the defender's team still gains possession.]]~~
- D. The following actions result in a turnover and a stoppage of play:
  1. The marker's count reaches ~~ten~~~~the maximum number~~ before the throw is released (15XIV.A.3). ~~[[The maximum number is 10.]]~~
  2. The thrower hands the disc to another player.
  3. The thrower catches a legally thrown disc. However, it is not a turnover if another player touches the disc during its flight unless the thrower intentionally deflected the disc off another player.
  4. ~~The thrower calls a team time-out when none remains while the disc is live or in play.]]~~
  5. An offensive player intentionally assists a teammate's movement to catch a pass. ~~[[The official interpretation of this rule is that a player is prohibited from intentionally pushing off of a teammate to jump higher]]~~ If a defender intentionally assists a teammate's movement to block or intercept a pass, the intended receiver is awarded possession ~~at the spot on the playing field nearest the location the intended receiver occupied at the time of the infraction. If the intended receiver was in the end zone, 11.B and 11.C apply.~~
  6. An offensive player uses an item of equipment to assist in catching a pass (e.g., throwing a hat or shirt at the disc). If a defender uses an item of equipment to assist in blocking or intercepting a pass, the intended receiver is awarded possession ~~at the spot on the playing field nearest the location the intended receiver occupied at the time of the infraction. If the intended receiver was in the end zone, 11.B and 11.C apply. [[Tacky gloves are legal and do not result in a turnover under this rule.]]~~

#### 14. The Thrower

- A. If the disc is on the ground, whether in- or out-of-bounds, any member of the team becoming offense may take possession of it.
  1. If an offensive player picks up the disc, that player must put it into play.
  2. If possession is gained at the spot where the disc is ~~into be put into~~ play, the thrower must establish a pivot at the spot of the disc. ~~[[The thrower should pick up the disc and place the pivot at the spot of the disc.]]~~
  3. If an in-bound~~sthe~~ disc comes to rest on the ~~central zone~~~~playing field proper~~, a member of the team becoming offense must ~~pick up~~~~put~~ the disc and ~~establish a pivot~~~~into play~~ within ten seconds after it comes to rest. ~~[[The 70 x 40 yard box]]~~ After ten seconds elapse, a defensive player within ~~ten feet~~~~three meters~~ of the disc may announce "disc in," and then initiate and continue the stall count, but only if a defensive player has given audible warnings of ten and five seconds (the pre-stall).

4. If the disc is out-of-bounds (10.E) or comes to rest in the end zone ~~comes to rest other than on the central zone playing field proper~~, a member of the team becoming offense must put the disc into play within twenty seconds after it comes to rest. ~~[[For an out-of bounds disc that has come to rest on the central zone, the team becoming offense will have twenty seconds to put it into play.]]~~
    - a. If the disc is not reasonably retrievable within twenty seconds (e.g., far out-of-bounds or through a crowd), the player retrieving it may request another disc and any delay or pre-stall count is suspended until the offensive player receives the new disc.
    - b. If the disc is in the end zone, after twenty seconds elapse, a defensive player within ~~10 feet~~~~three meters~~ of the disc may announce “disc in,” and then initiate and continue the stall count, but only if a defensive player has given audible warnings of twenty, ten and five seconds (the pre-stall).
    - c. If the disc is out-of-bounds, after twenty seconds elapse, a defensive player within ~~ten feet~~~~three meters~~ of the spot the disc is to be put into play may announce “disc in,” and then initiate and continue the stall count, but only if a defensive player has given audible warnings of twenty, ten and five seconds (the pre-stall).
    - d. Non playing members of the team on offense may assist in retrieving live discs outside the player and team lines (or, if no such lines exist, live discs in the out-of-bounds area). Such players cannot cause a turnover. Once a player obtains possession of the disc, they must carry the disc to a spot outside the team line (or, if no such line exists, at least three yards away from the playing field) before carrying it to the spot where it is to be put into play.
  5. If an offensive player unnecessarily delays putting the disc into play in violation of rule ~~20~~~~XIX~~.B, a defender within ~~ten feet~~~~three meters~~ of the spot the disc is to be put into play may issue a delay of game warning instead of calling a violation, by announcing “delay of game” and counting down from three to zero at intervals of at least one second to provide an opportunity for the offensive player to react to the warning. Play then continues as follows: ~~if the behavior in violation of rule XIX.B is not immediately stopped, the marker may initiate and continue a stall count, regardless of the actions of the offense. In order to invoke this rule, after announcing delay of game, the marker must give the offense two seconds to react to the warning, and then announce disc in before initiating the stall count.~~
    - a. If the behavior in violation of rule 20.B is stopped before the full utterance of the word “zero,” the marker stops the count-down and may only initiate the stall count as usual, according to 15.A.2. ~~[[An example of “stopping” behavior in violation of rule 20.B is to begin moving toward the disc at walking pace. Another example would be to run downfield, leaving the disc for someone else to pick up. However, if a player is taking more time than reasonably necessary to put the disc into play by standing back from the disc, wandering around near the disc, or standing over the disc, continuing such behavior during the three-second countdown will allow a marker to initiate the stall count under 14.A.5.]]~~
    - b. If the behavior in violation of rule 20.B is not stopped before the full utterance of the word “zero,” the marker may then initiate or continue a stall count, regardless of any subsequent actions by the offense, by announcing “disc in” and then initiating the stall count.
- B. For a live disc to be put into play, the thrower must establish a pivot at the appropriate spot on the field, and touch the disc to the ground, ~~and put it into play.~~

## 15. The Marker

- A. Stalling: The period of time within which a thrower must release a throw may be timed by the stall count.
1. The stall count consists of announcing “stalling” and counting from one to ten loudly enough for the thrower to hear.
    - a. The interval between the first utterance of each number in the stall count must be at least one second. [[Thus, a legal count from one to ten will take a minimum of 9 seconds. It is legal count at intervals greater than one second between numbers]]
    - b. All stall counts initiated, reinitiated or resumed after a stoppage of play must start with the word “stalling.”
    - c. If the count resets to one during a stoppage of play, it is considered a new count.
  2. Only the marker ~~(3H.Q.6K)~~ may initiate or continue a stall count, and may do so anytime a thrower has possession of a disc that is live or in play. However, directly after a turnover or when putting the pull into play the stall may not be initiated before a pivot is established, unless delay of game or pre-stall rules (14XIII.A.3, 14XIII.A.4, 14XIII.A.5, or 7VI.B.5.d) apply.
  3. If the thrower has not released the disc at the first utterance of the word “ten,” it is a turnover. The marker loudly announces “stall” and play stops. If the disc is thrown, play continues until the outcome of that pass is determined. A stall is not a violation and the Continuation Rule ~~(17XVI.C)~~ does not apply.
    - a. If the stall is uncontested, the disc is returned to the thrower at the place of the stall. The thrower then places the disc on the ground and loudly announces “disc in” and the disc is in play. ~~The marker calling the stall takes possession of the disc where the stall occurred and then may either:~~
      - ~~1. place the disc on the ground and after acknowledgment by the defense, touch the disc and loudly announce *in play* or~~
      - ~~2. retain possession and have the former thrower restart play with a check.~~
    - b. The thrower may contest a stall call in the belief that the disc was released before the first utterance of the word “ten” or if the marker committed a fast count such that the thrower did not have a reasonable opportunity to call “fast count” before the first utterance of the word “ten.” If a stall is contested:
      1. If the pass was complete or 15.B.1.B applies, play stops, players return to their positions at the time of the throw, and possession reverts to the thrower. After a check, the marker resumes the stall count according to 15.A.5.b.3. ~~at 8.~~
      2. If the pass was incomplete, it is a turnover; play stops and resumes with a check.
      3. If a stall call is retracted and the thrower attempted a pass, the outcome of the pass stands and play restarts with a check. [[A marker should not automatically call “stall” because they got to the count of ten. They should be certain that the disc was not yet released and that their count wasn’t fast.]]
  4. If the defense switches markers, the new marker must reinitiate the stall count. [[Reinitiate the stall count means to start over (“stalling one...”).]] A marker leaving the ~~ten foot~~three-meter radius and returning is considered a new marker.
  5. If a stall count is interrupted by a call, the thrower and marker are responsible for agreeing on the correct count before the check. The count reached is the last number fully uttered by the marker before the call. The count is resumed with the word “stalling” followed by the number listed below:
    - a. General Rules:

1. Uncontested defensive foul or violation
--

1
---

2. Uncontested offensive foul or violation	Count reached plus 1, or 9 if over 8
3. Contested foul or violation	Count reached plus 1, or 6 if over 5
4. Offsetting calls	Count reached plus 1, or 6 if over 5
5. Unresolved calls	Count reached plus 1, or 6 if over 5
6. Retracted defensive calls	1
7. Retracted offensive calls	Count reached plus 1, or 9 if over 8

b. Specific Rules:

1. Pick	Count reached plus 1, or 6 if over 5
2. Marking violation (no stoppage)	Count reached minus 1, no "stalling"
3. Contested stall	
a. First call	8
b. Second and subsequent calls when due to a fast count	6
4. <del>Defensive technical time-out</del>	Count reached plus 1, or 6 if over 5
5. <del>Offensive technical time-out</del>	<del>Count reached plus 1, or 9 if over 8</del>
6. Obstruction within 5 <del>yards</del> meters of playing field	Count reached plus 1, or 9 if over 8

B. Marking Violations:

1. Fast count:

- a. If the marker does not say "stalling" to initiate or resume a stall count, counts at intervals of less than one second, or skips a number in the count, it is a fast count. [\[\[Skipping multiple numbers at once in the count is immediately callable as a general violation.\]\]](#)
- b. If a fast count occurs in such a manner that the thrower does not have a reasonable opportunity to call fast count before the first utterance of the word ten, the play is treated as a contested stall (~~15XIV.A.3.b~~).
- c. If this (~~15XIV.B.1.b~~) occurs in the same possession following a contested stall (either due to ~~15XIV.B.1.a~~ or ~~15XIV.A.3.b~~), the stall count resumes at six.

2. Double-team: If a defensive player other than the marker is within ~~10 feet~~ three meters of any pivot of the thrower without also being within ~~10 feet~~ three meters of and guarding (~~3.EH.C~~) another offensive player, it is a double team. However, merely running across this area is not a double team. [\[\[ "Merely running" means running for the exclusive purpose of reaching the other side. Running with an ulterior motive of interfering with the thrower in any way is not "merely running" and is a double team.\]\]](#)

3. Disc space:

- a. It is a disc space violation if:
  1. any part of the marker is less than one disc diameter away from the torso of the thrower; or
  2. If a line between any two points on the marker
    - a. touches the thrower; or
    - b. is less than one disc diameter away from the torso or pivot of the thrower, ~~it is a disc space violation.~~

- b. Straddle: If a line between the marker's feet is less than one disc diameter away from the pivot of the thrower, it is a straddle violation.
  - c. Wrapping: If a line between the marker's hands is less than one disc diameter away from the torso or pivot of the thrower, it is a wrapping violation. [[The thrower may choose to call "disc space" for both straddle and wrapping violations as they are a subset of disc space violations. However, the thrower may also choose to call the more specific violation for clearer communication to the marker about what needs to be corrected.]]
  - d. However, if any of the above situations are caused solely by movement of the thrower, it is not a violation.
4. Vision blocking: If the marker deliberately blocks the thrower's vision, it is a vision blocking violation.
  5. Fast count, double team, disc space, **straddle**, **wrapping**, and vision blocking are marking violations.
  6. Only the thrower may call a marking violation, and to do so must call out the name of the specific marking violation.
  7. When a marking violation is called, play does not stop. The violation must be corrected before the marker can resume the stall count with the number last uttered before the call minus one (e.g. "stalling one...two...three..." "fast count" ~~...one~~...two...three..."). [[When a marking violation is called, the marker should immediately stop counting. The defense marker should then correct the violation and the marker can then resume the count at the appropriate number.]] If the marker resumes the stall count before the defense corrects a marking violation, it is another instance of the original marking violation, which may be called by the thrower.
  8. If the defense marker commits a marking violation after being called for a marking violation during the same stall count (15XIV.A.1) but before the thrower is in the act of throwing, the thrower may choose to either call another marking violation or to treat the marking violation as a general defensive violation (17XVI). To treat it as a general violation, the thrower must call "violation."
  9. The marker may contest a marking violation by calling "violation." This contest is treated as the call of an offensive violation, and the Continuation Rule (17.C) applies. [[It is the marker's responsibility to announce if play was affected for the purpose of the Continuation Rule (17.C). Generally speaking, due to 17.L, calls made by another player cannot be said to affect play. However, in limited situations for contested marking violation calls, when the marker diverts their attention away from marking while reasonably and quickly assessing the conditions to the thrower's marking violation call, the marker could determine that play was affected. For example, the thrower calls straddle, and while the marker is looking at their feet to assess their marking position, the thrower completes a throw around the marker. If the marker subsequently contests the straddle because they assessed that they weren't committing a marking violation, they could claim that play was affected and the disc should be returned to the thrower. It is the thrower's responsibility to stop play as soon as possible after the marker makes their call contesting the marking violation (20.F).]]

## 16. The Receiver

- A. A player may bobble the disc in order to gain control of it, but purposeful bobbling (including tipping, delaying, guiding, brushing or the like) to oneself in order to advance the disc in any direction from where it initially was contacted is considered traveling. [[Tipping, brushing, etc. to someone else is legal. It is legal to tip/brush your own throw. However, if after a tip/brush, one is

the first player to touch the disc, then it is deemed a tip/brush to oneself and it is a travel.]]  
[[Remember, you can bobble for the purpose of gaining control, so kicking the disc up to yourself to help catch it would be legal. But tipping the disc for the purpose of evading a defender would not be legal.]]

- B. After catching a pass, a player is required to come to a stop as quickly as possible and establish a pivot.
- C. If a player catches the disc while running or jumping the player may release a pass without attempting to stop and without setting a pivot, provided that:
  - 1. the player does not change direction or increase speed while in possession of the disc; and
  - 2. the pass is released before three additional points of contact with the ground are made after possession has been established.
- D. If offensive and defensive players catch the disc simultaneously, the offense retains possession.
- E. If it is unclear whether a catch was made before the disc contacted the ground (grass is considered part of the ground), or whether a player's first point of ground contact after catching the disc was in- or out-of-bounds or in or out of the end zone, the player with the best perspective makes the call.

## 17. Violations and Fouls

- A. An infraction may only be called by a player on the infringed team who recognizes that it has occurred, unless specified differently elsewhere. [[The player must know that a specific rule was violated and have perceived the particular action with certainty. A player may not call an infraction whenever the player maybe recognizes that some infraction might have occurred.]] The player must immediately call "violation" or the name of the specific infraction loudly.
- B. A player called for an infraction may contest that call if that player believes the infraction did not occur. [[This belief may be based on the player's perspective on the particular sequence of events or based on a disagreement over the application of the rules, provided the player has read and understands the rules. For example, "No, I didn't slap your hand" or "Tipping the disc to someone else is not a travel."]]
- C. Any time an infraction is called, the **C**ontinuation **R**ule applies. Continuation Rule: Play stops when the thrower in possession acknowledges that an infraction has been called. [[This refers to the thrower who possesses the disc or has just released the disc at the time of the infraction/call. Who the thrower (3#O#5) is is determined at the time of the infraction/call.]] If a call is made when the disc is in the air or the thrower is in the act of throwing, or if the thrower fails to acknowledge the call and subsequently attempts a pass, play continues until the outcome of that pass is determined. For the purpose of the **C**ontinuation **R**ule, an uncontested stall that occurs after another call is treated the same as an incomplete pass. [[Thus, if you get stalled before you acknowledge a call, it is treated the same as if you ignored the call and threw a turnover.]] Play then either stops or continues according to the following **conditions**:
  - 1. Despite any outcome dictated by these rules, if the involved players on both teams agree that the infraction did not affect the outcome of the play, play stops and the result of the play stands. This provision does not apply if the thrower is aware an infraction has been called and subsequently attempts a pass.
  - 2. Where the outcome of these rules is for play to continue unhalting, the player who called the infraction must announce "play on." Additionally, any player recognizing that play should continue without stoppage should announce "play on." If the player who called the infraction does not announce "play on" and the opposing team is uncertain whether play should continue, the opposing team has the option to stop play by calling "violation."

3. For calls made by the offense:
  - a. If the pass is complete:
    1. If the offense called the infraction before the thrower began the act of throwing (3.O.3), play stops and possession reverts to the thrower.
    2. If the offense called the infraction after the thrower began the act of throwing, play continues unhalting.
    3. Where an infraction is called by the thrower, players should treat the call as if it was made when the infraction occurred in determining whether the call was made before or after the thrower was in the act of throwing. If the infraction occurred after the throw was released, the call is considered to have been made by a non-thrower. [[This means that if you throw a turnover and call a foul on contact after the release, the turnover will generally stand. Note that the timing is based on when the infraction occurred for this rule.]]
  - b. If the pass is incomplete:
    1. If the infraction affected the play (17.C.5), play stops and the disc reverts to the thrower unless the specific rule (e.g., the receiving foul rule) says otherwise.
    2. If the infraction did not affect the play, play stops and the result of the play stands.
    3. Where the thrower calls an infraction which occurred before the thrower began the act of throwing, play continues unhalting and the result of the play stands.
4. For calls made by the defense:
  - a. If the pass is complete:
    1. If the infraction affected the play (17.C.5), play stops and the disc reverts to the thrower unless the specific rule (e.g., the receiving foul rule) says otherwise.
    2. If the infraction did not affect the play, play stops and the result of the play stands.
  - b. If the pass is incomplete, play continues un-halting.
5. An infraction affected the play if an infractioned player determines that the outcome of the specific play, from the time of the infraction until play stops, may have been meaningfully different absent the infraction. [[It is the infractioned player's responsibility to announce if play was affected. For example, if a defender calls "pick" while trailing a receiver by 6 feet, the defender should indicate whether the pick affected the play. If the pick did not affect the play, the defender will still recover any distance lost, but the completed pass will stand. If the pick did affect the play, the disc reverts to the thrower.]] For example, if a receiver is fouled and thereby prevented from getting open for a pass, the play was affected; however, if the receiver would not have received a pass even without the foul, the play was not affected. [[Contact that occurs after the outcome of the play is determined cannot affect the play. For example, if a defender catches a disc before lightly bumping into the receiver, that contact did not affect the play and the turnover will stand.]]
6. ~~For calls made by the thrower:¶¶~~
  - a. ~~If the infraction occurred before the thrower was in the act of throwing (H.T.3):¶¶~~
    1. ~~If the pass was incomplete, play continues un-halting. Players should announce **play on.**¶¶~~
    2. ~~If the pass was complete, play stops and possession reverts to the thrower. [[For example, there is no "free throw" if a thrower is fouled before beginning the throwing motion. Any completed pass will come back and any turnover will stand. Marking violations called by name are not addressed in the Continuation Rule because they do not stop play.]]¶¶~~
  - b. ~~If the infraction occurred while the thrower was in the act of throwing (H.T.3):¶¶~~
    1. ~~If the pass was complete, play continues un-halting. Players should announce **play on.**¶¶~~





~~3. After a travel call, the thrower must return to the location occupied at the time of the infraction.~~

- D. If a player makes a play-halting call and subsequently determines that their call was incorrect, they should retract the call by announcing "retracted." Play still stops. Play restarts with a check and the stall resumes according to 15.A.5.a.
- E. If a dispute arises concerning an infraction or the outcome of a play (e.g., a catch where no one had a good perspective), and the teams cannot come to a satisfactory resolution, play stops, and the disc is returned to the thrower and put into play with a check (9VIII.D), with the count reached plus one or at six if over five.
- F. Any player may stop a rolling or sliding disc, but advancing it in any direction is a violation.
- G. If an infraction results in possession reverting to a thrower who was airborne when releasing the disc, play restarts at the spot on the playing field closest to the point of release. [\[\[This applies to throwers attempting a "greatest" or any other airborne thrower.\]\]](#)
- H. If multiple infractions occur on the same play or before play stops, the outcomes should be resolved in reverse sequence (latest infraction first, earliest infraction last).~~If offensive and defensive players call offsetting infractions on the same play, the disc is returned to the thrower and put into play with a check, with the count reached plus one or at six if over five.~~
  - 1. If an earlier infraction is determined not to have affected the play (17.C.1 and 17.C.5), that infraction is not resolved and it does not affect the resolution of subsequent infractions. [\[\[Not resolved essentially means that the call is treated as if it had not occurred and the result of the play \(possession, stall count, etc.\) is unchanged by that call.\]\]](#)
  - 2. Offsetting infractions: If both offensive and defensive infractions occur simultaneously or the sequence cannot be determined, the resolution for this set of infractions is: the disc is returned to the thrower and put into play with a check, with the count reached plus one or at six if over five. [\[\[It is possible that resolutions to earlier infractions may ultimately change this particular outcome.\]\]](#)
  - 3. Exception: If separate fouls occur while the disc is in the air, but before any player starts to attempt to catch or block the disc, those fouls are treated as simultaneous and on the same play.

[\[\[Examples:](#)

- 1. A receiver and their opponent contact each other and both call fouls against the other. 17.H.2 applies, and the disc is returned to the thrower and put into play with a check, with the count reached plus one or at six if over five.
- 2. Two different receiver-opponent pairs call fouls -- one against the offense and one against the defense -- while the disc is in the air, but before anyone starts trying to catch it. 17.H.3 applies in this case, even if the fouls occur several seconds apart. The disc is returned to the thrower and put into play with a check, with the count reached plus one or at six if over five.
- 3. The marker calls an offensive foul on the thrower during the throw, then later a receiver calls a defensive foul on a defender during the reception on an incomplete pass. The fouls are resolved in reverse sequence. First, the receiving foul is resolved (here, assumed uncontested), granting possession to the offensive receiver, then the throwing foul is resolved (here, assumed uncontested), returning the disc to the thrower with the count reached plus one (max nine). The earlier infraction (offensive foul on the thrower) takes precedence over the later infraction (defensive foul on the receiver), resulting in the disc returning to the original thrower.]]

I. Fouls (3.C.H.E): It is the responsibility of all players to avoid contact in every way possible. [[Avoid contact in every way reasonably possible, while still playing ultimate. Some contact is inevitable, but players have an affirmative obligation to make reasonable efforts to avoid contact.]]

1. Dangerous Play. Actions demonstrating reckless disregard for the safety of or posing a significant risk of injury to fellow players, or other dangerously aggressive behavior are considered “dangerous play” and are treated as a foul. The proper call in such circumstances is “dangerous play” and play stops. This rule is not superseded by any other rule. [[The following are non-exhaustive examples of dangerous play:

- significantly colliding with a mostly stationary opponent,
- jumping into a group of mostly stationary players,
- diving around or through a player that results in contact with a player’s back or legs,
- running without looking, when there is a likelihood of other players occupying the space into which the player is traveling,
- jumping or otherwise leaving the ground where it is likely that a significant collision will result,
- wild or uncontrolled throwing motions,
- initiating contact with a player’s head,
- initiating contact with an airborne player’s lower body that prevents them from landing on their feet, and
- jumping right in front of a sprinting player in a manner where contact is unavoidable]]

a. Dangerous play is considered a foul regardless of whether or when the disc arrives or contact occurs.

1. The vast majority of dangerous play will involve contact between players. However, contact is not required for a player to invoke this rule where there is reasonable certainty that contact would have occurred had the player not taken steps to avoid contact. [[A player is not required to hold their position and receive contact in order to call “dangerous play,” but the mere possibility of contact is insufficient to justify a call. Furthermore, if the offending player stops or changes their path such that contact would not have occurred, contact was not “reasonably certain.”]]

b. Resolution. If uncontested, a call of “dangerous play” is resolved as an analogous foul (e.g., if the call occurred while or immediately after the calling player was making a play on a disc in the air, it is treated as a Receiving Foul (17.1.4.b)). A player called for dangerous play may contest the call if they believe the call was incorrect (17.B).

1. Dangerous play between a thrower and marker is treated as a throwing foul that affected the play, regardless of whether or when the disc is released or when contact occurs, unless the calling player determines otherwise.

2. Dangerous play occurring when or immediately after the disc is in the air is treated as a receiving foul if either player involved is attempting a play on the disc. However, the calling player may elect to treat the dangerous play as a general foul, if the player determines that the dangerous play was unrelated to the overall play that decided the outcome of the action. [[For example, if a third player appears and grabs the disc far before it reaches the two involved players, or if the disc is thrown to the opposite side of the field, the involved players will not be attempting a play on the disc. However, if multiple players accumulate under a floating disc, one player’s dangerous play will be treated as a receiving foul, even if a third player happens to make a successful play on the disc, as the players under the disc were attempting a play on the disc. The calling player would have discretion to deem the third player’s play so independent

and removed from the involved players that the calling player wishes to treat the dangerous play as a general foul rather than a receiving foul. In general, a calling player's decision that a dangerous play was unrelated to the overall play will be based on the dangerous play being removed in significant distance or time from the overall play. By way of further example, even a dangerous play committed against a player unaware of the approaching disc will be treated as a receiving foul, where the offending player was attempting to make a play on the disc, giving the benefit of the doubt that the calling player could potentially have become aware of the approaching disc, had the offending player made a safe play. In this instance, the calling player could determine that it would not have been possible to become aware of the disc such that the outcome of the play would have changed and therefore elect to treat the dangerous play as a general foul.]]

3. Dangerous play is treated as a general foul only if it occurs when the disc is not in the air, occurs far away from the disc, when the disc is obviously uncatchable, or when the calling player has elected such treatment under 17.I.1.b.2. In this situation, the calling player determines whether the play was affected, under the standard enunciated in this rule and its annotations. [[A disc is obviously uncatchable only when it hits the ground before a catch could possibly be made, is out-of-bounds with no possibility of an in-bounds completion, or otherwise presents no opportunity for a catch (whether initial or subsequent efforts), giving every benefit of the doubt to the calling player.]] [[In determining whether a dangerous play affected the play under 17.I.1.b.3, the calling player should broadly consider the entire play, including any approach taken by the offending player immediately before the dangerous play. A good rule of thumb is to look to the last time when a player could have still changed their actions and actively avoided a dangerous outcome but did not (the "point of no return") through the time immediately after resolution of the play and broadly consider whether the outcome of the play could possibly have been different, had the offending player taken a safe approach. Even a player's awareness of the presence of the offending player can affect the play.]]
2. A foul can be called only by the fouled player and must be announced by loudly calling "foul" immediately after it occurs.
3. Contact resulting from adjacent opposing players simultaneously vying for the same unoccupied position, is not in itself a foul.
4. Some fouls carry some extra provisions, as listed below.
  - a. Throwing Fouls:
    1. A throwing foul may be called when there is non-incidental contact between the thrower and marker. [[Nearly every instance of contact between the thrower and marker will be non-incidental with respect to the thrower, whether it disrupts the thrower's concentration, interferes with the thrower's movement, disturbs the thrower's grip, interferes with a throw, or affects continued play in any other way.]] The disc in a thrower's possession is considered part of the thrower.
    2. In general, any contact between the thrower and the extended (i.e., away from the midline of the body) arms or legs of a marker is a foul on the marker, unless the contacted area of the marker is completely stationary and in a legal position. [[Really completely stationary. This is very rare.]]
    3. Any contact that occurs due to the marker setting up in an illegal position (15XIV.B.3) is a foul on the marker. [[Non-incidental contact. Again, nearly all contact will be non-incidental with respect to the thrower.]] [[This contact must be part of an

ultimate-related maneuver (throwing, pivoting, etc.) and must occur with a part of the marker that is illegally positioned. For example, shoving the marker does not result in contact due to the marker setting up an illegal position. Similarly, if a marker is providing disc space, except for illegally wrapping the thrower with ~~their~~his arms, only contact with the illegally positioned arms is due to the marker setting up an illegal position.]] Once the marker has set up in a legal marking position, it is the responsibility of both players to respect this legal position. However, contact resulting from the thrower and the marker both vying for the same unoccupied position is a foul on the marker.

4. Any contact initiated by a thrower with the body (excluding arms and legs extended from the midline of the body) of a legally positioned (15XIV.B.3) marker is a foul on the thrower. [[Non-incidental contact. The effect of the contact on the marker is important here, as many, but not all, instances of contact will affect continued play with respect to the marker.]]
  5. Although it should be avoided whenever possible, incidental contact occurring during the follow-through (after the disc is released) is not a foul. [[Remember, even if the contact were non-incidental, because it occurred after the throw was released, it cannot be deemed to have affected the specific play, and a turnover will stand.]]
  6. If non-incidental contact occurs between the thrower and marker such that the thrower could call a throwing foul on the marker, the thrower may instead choose to call "contact." Play does not stop and the marker resumes the stall count at "one." Other than resetting the stall count, the "contact" call is resolved in the same manner as a marking violation (15.B). The marker may contest the "contact" call by calling "violation," which stops play. If the thrower calls "contact" after beginning the throwing motion and subsequently releases the disc, it is treated as if the thrower called "foul."
  7. Any references above to a marker also apply to any defensive player within ~~ten feet~~three meters of the thrower's pivot.
- b. Receiving Fouls:
1. If a player contacts an opponent while the disc is in the air and thereby interferes with that opponent's attempt to make a play on the disc, that player has committed a receiving foul. Some amount of incidental contact before, during, or immediately after the attempt often is unavoidable and is not a foul. [[The opponent must at least begin an attempt to make a play on the disc. The opponent's "attempt to make a play on the disc" includes any second efforts after a disc is tipped, if the disc has not become uncatchable.]] [[Incidental contact, by definition, is not a foul.]]
  2. If 17XVI.C.32.b.1 of the Continuation Rule applies: if the call is uncontested, the fouled player gains possession at the spot on the playing field closest to the spot of the infraction. If the foul is contested, the disc reverts to the thrower.
  3. The Principle of Verticality: All players have the right to enter the air space immediately above their torso to make a play on a thrown disc. If non-incidental contact occurs in the airspace immediately above a player before the outcome of the play is determined (e.g., before possession is gained or an incomplete pass is effected), it is a foul on the player entering the vertical space of the other player. [[If the disc is caught (or rendered uncatchable) before contact occurs, then the outcome of the play is determined already and the contact is not an infraction of this rule.]]
  4. Force-out Foul: If an airborne player catches the disc and is contacted by an opposing player before landing, and that contact causes the player to land out-of-bounds instead of in-bounds, or out of the end zone instead of in the end zone, it is a foul on

the opposing player and the fouled player retains possession at the spot of the foul. If an uncontested force-out foul results in an in-bounds player landing outside the end zone being attacked when they would have landed in the end zone without the foul, a goal is awarded.

c. Blocking Fouls:

1. When the disc is in the air a player may not move in a manner solely to prevent an opponent from taking an unoccupied path to the disc and any resulting non-incident contact is a foul on the blocking player which is treated like a receiving foul (17.I.4.XVI.H.3.b). ~~[[Solely. The intent of the player's movement can be partly motivated to prevent an opponent from taking an unoccupied path to the disc, so long as it is part of a general effort to make a play on the disc. Note, if a trailing player runs into a player in front of them, it is nearly always a foul on the trailing player.]]~~
2. A player may not take a position that is unavoidable by a moving opponent when time, distance, and line of sight are considered. ~~[[If you are already in a position, you maintaining that position is not "taking a position."]]~~ Non-incident contact resulting from taking such a position is a foul on the blocking player.

d. Strip: ~~If a foul causes a player to lose possession of the disc, and the offensive player loses possession as a result, it is a strip. A strip is a subset of fouls and is treated the same way. [[Initiating contact with a disc in a player's possession is a foul.]] [[Sustained contact with, and control of, a non-spinning disc is required to establish possession (3.J). A player may not call a strip if they had only momentary contact with or lacked control of the disc prior to an opponent contacting the disc.]]~~

~~e. Reckless disregard for the safety of fellow players or other dangerously aggressive behavior (such as significantly colliding into a stationary opponent), regardless of whether or when the disc arrives or when contact occurs is considered dangerous play and is treated as a foul. [[If no contact occurs, there is no callable dangerous play. Contact need not be severe.]] [[The proper call in this case is "Dangerous Play." The caller should then briefly explain the grounds for the call. This call trumps any foul rules and should be used in situations where the play presented serious risk of injury.]] This rule is not superseded by any other rule.~~

J. Picks:

1. A pick occurs whenever an offensive player moves in a manner that causes a defensive player guarding ~~(3.E.H.G)~~ an offensive player to be obstructed by another player. Obstruction may result from contact with, or the need to avoid, the obstructing player.
2. A pick can be called only by the obstructed player and must be announced by loudly calling "pick" immediately after it occurs. ~~[[Call the pick immediately. If you wait too long, you lose your window of opportunity to make the call.]]~~
3. If play stops according to ~~17.XVI.C~~, players reposition according to ~~17.XVI.C.64~~. ~~[[So if the disc is returned to the thrower, everyone resumes the locations they occupied at the earlier of the time of the throw or the time of the call.]]~~ In addition, the obstructed player is then allowed to move to recover the relative position lost because of the pick. ~~[[Then the picked defender catches up the relative position lost because of the pick. If they were trailing by 9 feet, then they get to catch back up to 9 feet away, but does not get to set up right next to the offensive player.]]~~
4. During any stoppage, opposing players may agree to slightly adjust their locations to avoid potential imminent picks.

- K. Traveling: The thrower must establish and continually maintain a pivot at the appropriate spot on the field and keep all or part of the pivot in contact with that spot until the throw is released. Failure to do so is a travel and is resolved according to 17.K.3, below. ~~results in a stoppage of play and a check. [[Resolved according to 17.K.3 only if the travel is called, otherwise play continues uninterrupted. Results in a stoppage of play and a check only if the travel is called.]]~~
1. In addition, each of the following is a travel:
    - a. A player catches the disc and either speeds up, changes direction or does not stop as quickly as possible before establishing a pivot (~~16XV.B~~).
    - b. A player receives a pass while running or jumping, and releases a pass after the third additional ground contact and before establishing a pivot (~~16XV.C~~).
    - c. Purposeful bobbling (including tipping, delaying, guiding, brushing, or the like) to oneself in order to advance the disc in any direction from where it initially was contacted (~~16XV.A~~).
      1. If a defender commits this infraction and the result of the play is a turnover, the defender retains possession at the initial spot of the travel.
    - d. The thrower fails to touch the disc to the ground when required (~~14XIII.B~~).
  2. Exceptions:
    - a. If a non-standing player loses contact with the pivot spot in order to stand up, it is not a travel, provided the new pivot is established at the same location.
    - b. It is not a travel if a player catches the disc and releases a pass before three additional points of the third ground contact (~~16XV.C~~).
    - c. If play stops, the thrower may reset the pivot.
  3. Resolutions:
    - a. If the travel occurs and a pass is thrown:
      1. If the pass is incomplete, play continues uninterrupted (as per the Continuation Rule, 17.C.4.b).
      2. If the pass is complete, play stops and the disc is returned to the thrower where the travel occurred (as per the Continuation Rule, 17.C.4.a.1). Play restarts with a check. [[The spot where the travel occurred is the spot on the field where the thrower's pivot would have been had they not traveled.]] [[If the thrower threw from either the end zone or out-of-bounds, and their pivot was more than one step from the appropriate spot, the following procedure is used instead: First, the disc is checked in where the thrower threw the pass, making it live, then the thrower walks to the appropriate spot for their pivot and puts the disc in play. At this point, the stall count may resume.]]
    - b. If the travel occurs and no pass has been attempted:
      1. Play does not stop. The defense (typically the marker) points to the spot where the travel occurred, and the thrower returns to that spot without delay. The thrower must touch the disc to the ground before attempting a legal pass. [[Play does not stop, but the disc is live, so it is still subject to a turnover (for example if the thrower drops it).]]
      2. The stall count is paused until the thrower sets a pivot where the travel occurred. The marker is not required to say "stalling" when resuming the count. The thrower must touch the disc to the ground before attempting a pass. [[The marker must initiate a stall count with the word "stalling," but resuming the count does not require the marker to say "stalling" again.]]
      3. If the thrower wishes to contest the travel call, they announce "violation" and play stops. Upon checking the disc in, the stall count resumes at the count reached plus 1, or 6 if over 5 (15.A.5.a.3). [[If the defense does not indicate to the thrower where the travel occurred, or the thrower wishes to contest the location of an indicated spot, the

thrower should announce “violation”, stopping play, and explain that the spot was incorrectly/not indicated. After setting their pivot in the correct spot, and checking the disc in, the stall count resumes at the count reached plus 1, or 6 if over 5 (15.A.5.a.3).]]

- L. A player's ability to catch or make a play on the disc is not considered to be “*affected*” because that player stopped, slowed down, or otherwise ceased to continue playing because a call was made by another player. Players are encouraged to make every effort to continue playing until play actually stops. [[When a player determines whether an infraction affected the play (17.A.4.C.5)], this is very important to recognize.]]

## 18. Positioning

- A. Each player is entitled to occupy any position on the field not occupied by an opposing player, unless specifically overridden elsewhere, provided that no personal contact is caused in taking such a position.
- B. A player who jumps is entitled to land at the take-off spot without hindrance by opponents. That player also is entitled to land at another spot, provided that the landing spot, and the direct path between the take-off and landing spots, were not already occupied at the time of take-off. [[This does not trump a player's responsibility to make reasonable efforts to avoid contact and to not commit a blocking foul. If you commit a blocking foul, the fact that you jumped to the spot instead of running does not negate the foul.]]

## 19. Observers

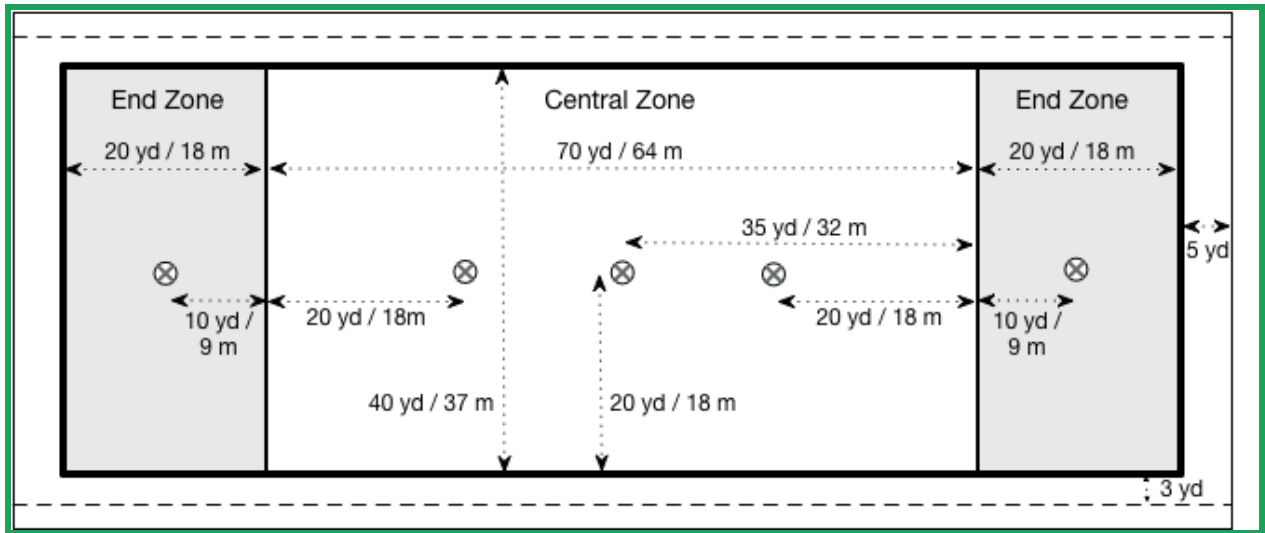
- A. Observers may be used if desired by the captains or the event organizer. ~~Observers are non-players whose role is to carefully watch the action of the game.~~
- B. Observers may perform any or all of the following duties:
  - 1. Track time limits and announce associated warnings and expirations.
  - 2. Resolve player disputes.
    - a. Any player directly involved in a dispute may request observer resolution.
    - b. An oObserver may resolve a dispute without request from the players involved if they cannot resolve it in a timely manner.
    - c. If an oObserver is involved in resolving a dispute, play restarts with a check.
  - 3. Censure or eject players for Spirit of the Gamesportsmanship infractions. This includes assigning responsibility for game delays to a specific player.
  - 4. Render opinions on other on-field events (e.g., line and off-side calls), as determined in advance by the event organizer.
- C. By playing under oObservers, the players agree to abide by the observers' decisions.
- D. ~~Players may overrule an observer's active ruling, provided it is to their team's detriment. Players may also decline enforcement of a yardage penalty assessed through the misconduct system. Observers may deny the declination if they feel the teams are trying to circumvent mandatory tournament rules, guidelines, or player safety. [[If, for example, teams are trying to maintain proper sideline buffer zones, but a team is assessed a penalty after a third technical, an opposing team may decide to decline the yardage penalty as they do not want to gain an advantage in the game for this reason. Observers should accept this declination. However, if teams mutually agree to ignore the sideline technicals and players are willfully not maintaining proper safety buffers, this would be an example of when an observer should not allow the declining of the yardage penalty. Proper communication between observers and teams should alleviate any concerns.]]~~

## 20. Etiquette



- A. If an infraction is committed and not called, the player committing the infraction should inform the infringed player or team of the infraction.
- B. It is the responsibility of all players to avoid any delay when starting, restarting, or continuing play. This includes standing over the disc or taking more time than reasonably necessary to put the disc into play. [\[\[This includes standing back from the disc, wandering around to gain more time, etc. Pretending not to delay while delaying is still delaying.\]\]](#)
- C. On a stoppage of play, if it is ever unclear which of a team's members are the current players or where they are on or off the field, they should identify themselves when the opposing team requests.
- D. If a dispute arises on the field, play stops and is restarted with a check when the matter is resolved.
- E. If a novice player commits an infraction out of sincere ignorance of the rules, it should be common practice to stop play and explain the infraction.
- F. When a call is made, throwers must stop play by visibly or audibly communicating the stoppage as soon as they are aware of the call and all players should echo calls on the field. [\[\[If the marker has made reasonable efforts to notify the thrower of a call and believes that the thrower has not stopped play promptly enough, the marker may call a violation under this rule and a completed pass will come back to the thrower \(17XVI.C.4.a2-b.1\).\]\]](#)
- G. In addition to the assumption that players will not intentionally violate the rules, players are similarly expected to make every effort to avoid violating them.

## Appendix A: Field Diagram



-  Perimeter Line
-  Goal Line
-  Team Line
-  Equipment Line

## Appendix B: Misconduct System

This appendix describes the system for handling misconduct within a game that is using observers. Additional mechanisms for handling misconduct at the event level or beyond are described in the USA Ultimate Conduct Policy. The “Acting Disciplinary Authority” (ADA) as referred to in this Appendix means any tournament director, Tournament Rules Group, certified observer, Sectional or Regional Coordinator, State Youth Coordinator, Regional Youth Director, National Director, member of the USA Ultimate Administration performing their duties in some specific capacity, officer or agent of USA Ultimate, or some other USA Ultimate-appointed individual or group charged with decision-making regarding conduct pertaining to a specific USA Ultimate event or program in progress.

### B1. Components of the Misconduct System

#### A. Technical Foul

1. A Technical Foul can be assessed against a team for minor conduct violations that do not affect the competitiveness of the game.
2. The first two Technical Fouls issued to a team are warnings with no associated penalty.
3. A third or subsequent Technical Fouls for a team in a single game results in a Misconduct Penalty against that team.
4. There is no limit to the number of Technical Fouls or Misconduct Penalties a team can accrue during a game.
5. Technical Fouls do not carry over beyond the game in which they are issued.

#### B. Team Misconduct Foul (Blue Card)

1. A Team Misconduct Foul (TMF) can be assessed against a team for conduct that violates Spirit of the Game by any team member or spectators considered as partisans for the team.
2. The TMF can be assessed regardless of whether the infringed team makes any call, although teams are encouraged to make violation calls in order to directly communicate about issues and minimize the need for observers to issue TMFs without a call.
3. The first two TMFs issued to a team are warnings with no associated penalty.
4. A third or subsequent TMF for a team in a single game results in a Misconduct Penalty against that team.
5. There is no limit to the number of TMFs or Misconduct Penalties a team can accrue during a game.
6. TMFs do not carry over beyond the game in which they are issued.

#### C. Personal Misconduct Foul (Yellow Card)

1. A Personal Misconduct Foul (PMF) can be assessed against a specific team member for particularly egregious conduct or a pattern of such behavior.
2. A PMF is a formal warning for unacceptable behavior and puts the team member on notice that any further such actions will result in ejection from the game.
3. A team member who receives a second PMF during a single game is ejected for the remainder of that game. If this occurs in the second half of the game, the ejection remains in effect for the first half of the team's next game.
4. A team member who receives three PMFs during a tournament is suspended for the remainder of the tournament.
5. Assessment of a PMF is non-reviewable for the duration of the game, although it may be appealed to the ADA after the game.

6. One TMF is automatically assessed against a team whenever one of its members receives a PMF.

**D. Ejection (Red Card)**

1. A team member may be ejected from a game for particularly egregious conduct.
2. No formal or informal warning is necessary before a team member is ejected, and an ejection need not be preceded by a TMF or PMF.
3. If an ejection occurs during the second half of the game, the ejection remains in effect for the first half of the team member's team's next game.
4. If a team member receives more than one ejection in a tournament, that team member is suspended for the rest of the tournament, and a formal complaint may be filed with USAU.
5. An ejection is non-reviewable for the duration of the game, although it may be appealed to the ADA after the game.
6. One TMF is automatically assessed against a team whenever one of its members is ejected.

**E. Game Forfeiture**

1. If five PMFs are assessed against team members on a single team during a game, that team forfeits the game. For this purpose, an ejection is equivalent to two PMFs. For example, if three or more players on a single team are ejected, that team forfeits the game.
2. If the situation arises where both teams would be required to forfeit the game due to multiple player ejections, the ADA determines the appropriate outcome based on competition considerations.

**B2. Behavior Warranting Sanctions**

**A. Poor Spirit**

1. A TMF will be issued when a team demonstrates a pattern of poor spirit or disregard for the rules, by committing intentional, repeated, or flagrant infractions.
  - a. If such a pattern is demonstrated by a single team member, a PMF will be issued to that team member.
2. Behavior warranting such sanctions includes deliberate fouling, dangerous play, taunting, fighting, swearing directed at an official or opponent, repeated marking fouls, deliberate marking violations, making unwarranted calls or contests, or other blatant disregard of the rules.
3. Any flagrant foul does not require a pattern to result in a TMF or PMF.
4. A single particularly violent "harmful endangerment" infraction can be grounds for a PMF or an ejection, at the discretion of the observer who witnesses the incident.
5. A single particularly egregious demonstration of disregard for the rules, such as an intentional infraction or clearly unfounded call, can be grounds for a TMF.

**B. Battery**

1. Intentionally striking another person with a part of the body, a disc or anything else, or any clear attempt to do so, warrants an ejection. This includes, but is not limited to: punching or kicking, or attempting to punch or kick, someone; spiking, or attempting to spike, a disc on someone; and spitting on someone, or spitting at someone but missing.
  - a. If a team member spikes the disc without intending to hit another person, and it does hit an opposing team member, a TMF or PMF may be assessed at the discretion of the observer.

**C. Swearing**

1. A TMF or PMF may be assessed for swearing if directed at an opposing team member, any spectator, or observer.
2. Technical fouls will be issued for general, undirected swearing in accordance with any specific written guidelines for a given tournament.

- D. Deliberate Fouling
  1. A TMF or PMF may be assessed for a particularly hard, dangerous, or deliberate foul.
- E. Pushing/Shoving
  1. A TMF or PMF may be assessed for unwarranted aggressive (e.g. shoving) or dangerous (e.g. tripping) behavior.
- F. Taunting
  1. Repeated or prolonged taunting, or any verbal abuse of team members, fans, or USAU officials, warrants a TMF or PMF, depending on the severity of the offense.
- G. Sideline Encroachment
  1. If, after being warned, team members continue to crowd the sideline, a Technical Foul may be issued.
  2. If the team member's encroachment interferes with play or an observer's ability to make a call, a TMF should be issued.
- H. Any other behavior described by Article X of the USAU Bylaws may warrant a TMF at the discretion of the observer.
- I. Any behavior that would warrant the issuance of a TMF, but which occurs in a game without observers, can result in sanctions upon a complaint filed to the ADA.

### **B3. Implementation**

- A. Any observer may assess a Technical Foul, TMF, PMF, or ejection.
  1. The infraction must have been witnessed by at least one official.
- B. For PMFs and ejections, play stops as soon as possible.
  1. For the purpose of the Continuation Rule (17.C), the situation should be treated like an injury called at the time of the infraction.
- C. For Technical Fouls and TMFs, active play should not be stopped; the foul should be assessed at the next stoppage.
- D. Personal Misconduct Fouls and Ejections
  1. An ejected team member must immediately leave the general area where their game is being played, as directed by the ADA.
    - a. In practice this means the team member must remove themselves at least 100 yards from their team's current playing field and refrain from interacting with any team members, spectators, or officials involved in that game.
    - b. Failure to do so results in a forfeit for that team member's team.
  2. If a team member participates in a game from which they have been ejected, that team member is suspended for the entire tournament, the team member's team forfeits that game, and harsher sanctions may also result, depending on the event.
  3. A team whose player is ejected may substitute another player, and the opposing team also may exchange a player if they wish.
  4. All players must remain in the positions they occupied when play stopped, unless the ejection also triggers a Team Misconduct Penalty, as described in the following sections.
- E. Team Misconduct Penalty Against the Offense
  1. There are two options available to the defense to continue play after a Team Misconduct Penalty against the offense assessed during a stoppage of play.
    - a. The disc is moved to the reverse brick mark, away from the end zone of attack. The offense is given 30 seconds to set up anywhere on the playing field. After all offensive players have assumed stationary positions, the defense has an additional 20 seconds to match up and check the disc in with a stall count of one.
    - b. The disc and players stay where they were when play stopped. Once players are ready, the count resumes at the stall count reached plus one, or at nine if over eight.

#### F. Team Misconduct Penalty Against the Defense

1. There are three options available to the offense to continue play after a Team Misconduct Penalty against the defense assessed during a stoppage of play.
  - a. The disc is moved to the brick mark closest the end zone of attack. The offense has 30 seconds to set up anywhere on the playing field. After all offensive players have assumed stationary positions, the defense has an additional 20 seconds to match up and check the disc in with a stall count of one.
  - b. The disc is centered on the long axis of the field. The offense has 30 seconds to set up anywhere on the playing field. After all offensive players have assumed stationary positions, the defense has an additional 20 seconds to match up and check the disc in with a stall count of one.
  - c. The disc and players stay where they were when play stopped. Once players are ready, the defense checks in the disc with a stall count of one.

#### G. Team Misconduct Penalty Assessed Between Points

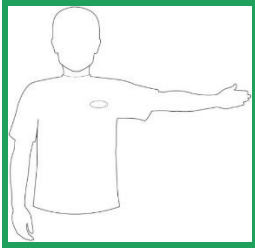
1. If a Team Misconduct Penalty is assessed after the completion of a point, there is no pull.
2. If the penalty is against the receiving team, the disc is put into play at the brick mark in the end zone they are defending (refer to TMF against offense above).
3. If the penalty is against the pulling team, the receiving team puts the disc into play at the brick mark closest to the end zone they are attacking (refer to TMF against defense above).
4. Each team may substitute players as per 8.A.1.
5. Each offensive player must establish a stationary position by 90 seconds after the previous goal was scored.
6. The defense has 105 seconds after the previous goal was scored or up to 15 seconds after all offensive players have established their positions (whichever is longer) to check the disc into play.

#### H. Declined Team Misconduct Penalties

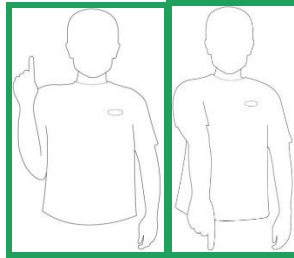
1. A captain can decline a misconduct penalty and leave the disc as is.
2. In exceptional circumstances, observers may deny the declination if they feel the teams are trying to circumvent mandatory tournament rules, guidelines, or player safety.

## Appendix C: Hand Signals

### C1. Player and Observer Hand Signals



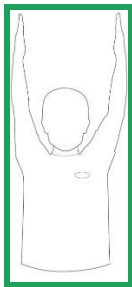
In- or out-of-bounds




Disc up or down



In the end zone




Goal



Force-out foul

Artwork  
Pending

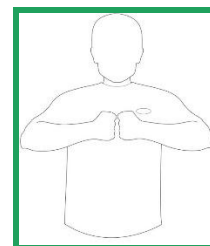
Bobble



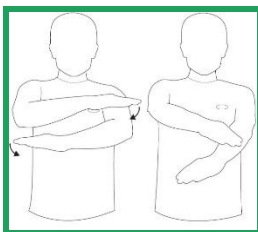
Foul

Artwork  
Pending  
(consistent with WFDF)

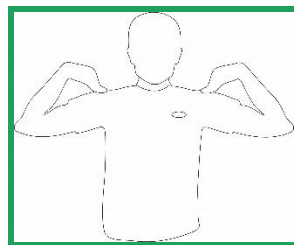
No contest



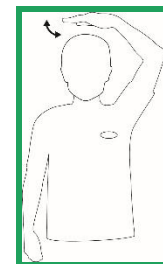
Contest



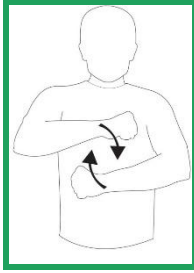
Retraction (3 swipes)



Injury timeout

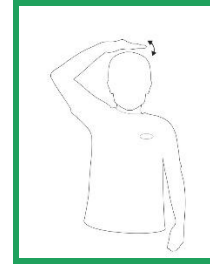


Disc uncatchable



Travel


Artwork Pending  
(consistent with WFDF)



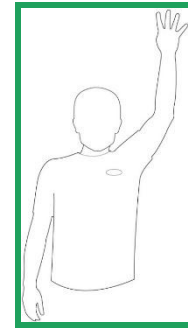
Stall or time violation



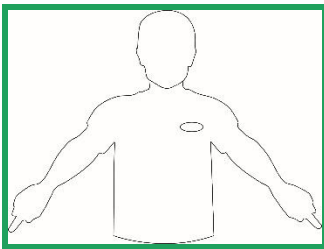
Readiness and brick



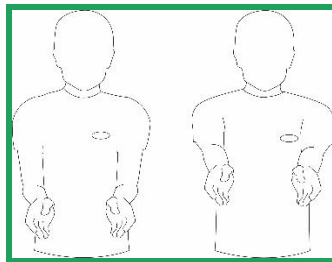
Play has stopped



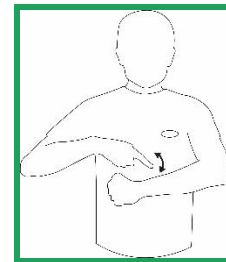
Announce stall (use appropriate number of fingers)



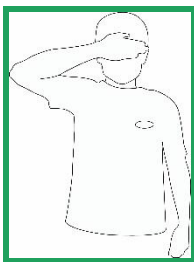
Double team



Disc space



Fast count



Vision blocking

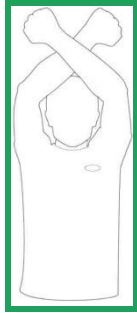
Artwork Pending  
(arms out to the side like a "T")

Gender ratio: 4 women


Artwork Pending  
(hands behind head, elbows out)

Gender ratio: 4 men

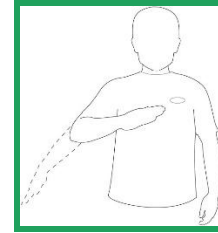




Offsides



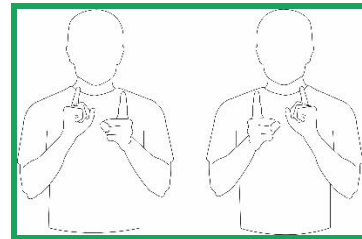
10/20 seconds



Pre-stall count

Artwork  
Pending

Artwork  
Pending  
(consistent with WFDF)

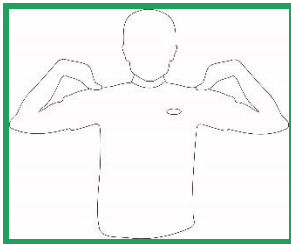


Timeout

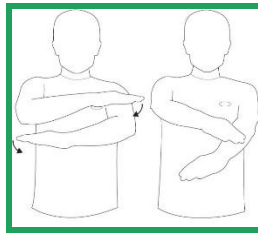
Spirit timeout

Injury substitution

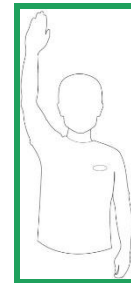
### C2. Observer Only Hand Signals



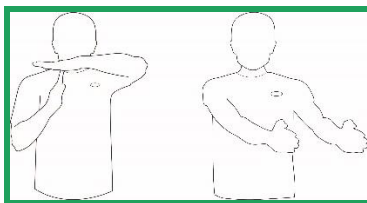
Observer ruling



Observer overrule



Call on field



Timeout

## Appendix D: Youth Rules Adaptations

The following adaptations to the rules are recommended for youth ultimate competitions, as defined below. These adaptations may be additions to the current official rules or may supersede existing rules. Other than these additions and changes, the current official rules will apply to youth competition.

The goals for Youth Rules Adaptations are to modify the game to make it both safer and more developmentally appropriate for various age groups. The current age categories are a general approximation of development levels, and are also in part based on factors such as school levels and the breakdown of current age groups participating in the sport. These are likely to become more refined in the future.

### D1. Requirements

- A. There are not currently any requirements for rules adaptations for youth under this edition of the rules. Requirements are likely to come in future editions based on continued research and experience with adapting the sport for youth age groups.

### D2. Recommendations

- A. These rule adaptations are not required, but are optional recommendations taken in whole or in part, to help younger players learn to play in a more developmentally appropriate environment.

	Under-12	Under-15	Under-17/20
Foot blocks	Not allowed. If a marker blocks a throw with a non-planted foot or leg, it is considered a marking foul.	Standards rules. Emphasis must be placed by coaches on proper technique and decision-making, especially for new players.	Standards rules. Emphasis must be placed by coaches on proper technique and decision-making, especially for new players.
Layout on Defense	Not allowed. Diving for a block on defense is considered a receiving foul.	Allowed without contact. Any contact with another player before, during, or after the play is considered a receiving foul. This includes incidental contact that did not affect the play. Emphasis must be placed by coaches on proper technique and decision-making.	Standard rules. Emphasis must be placed by coaches on proper technique and decision-making to avoid contact.
Number of players on the field	4v4 or 3v3	6v6 or 5v5	7v7
Field size (yards) Length: Central Zone (goal line to goal line)	<u>3v3</u> Length: 25-35 Width: 15-20	<u>5v5</u> Length: 45-55 Width: 25-35	Standard rules.

	<p>End Zone: 5-10 Brick: 7-10</p> <p><u>4v4</u> Length: 35-45 Width: 20-25 End Zone: 10-15 Brick: 10-13</p>	<p>End Zone: 12-18 Brick: 13-16</p> <p><u>6v6</u> Length: 55-65 Wide 30-35 End Zone 15-20 Brick: 16-18</p>	
Game length	<p>Game Total (range 9-11) Hard Time Cap (range 45-60 minutes)</p>	<p>Game Total (range 11-13) Hard Time Cap (range 60-75 minutes)</p>	<p>Game Total (range 13-15) Hard Time Cap (range 60-90 minutes)</p>
Disc size	USA Ultimate-approved "Youth Level U-12" disc	USA Ultimate-approved 175g disc	USA Ultimate-approved 175g disc
Pre-stall	None	None	Standard rules.
Travel calls	Standard rules. Coaches encouraged to teach pivoting and not calling insignificant traveling violations.	Standard rules. Coaches encouraged to teach pivoting and not calling insignificant traveling violations.	Standard rules.
Dropped pull	Not a turnover. Play from where disc was dropped. No stoppage. Intended to teach catching the pull, not to be used simply to knock the pull out of the air.	Not a turnover. Play restarts with a defensive check after players on both teams have set up. Intended to teach catching the pull, not to be used simply to knock the pull out of the air.	Standard rules.
Disc space	Marking distance extended from disc width to arms-length.	Marking distance extended from disc width to arms-length.	Standard rules.
Spiking	Not allowed by default. Only allowed if spirit captains/coaches agree ahead of time.	Not allowed by default. Only allowed if spirit captains/coaches agree ahead of time.	Not allowed by default. Only allowed if spirit captains/coaches agree ahead of time.
Zone defense	Not allowed. Must play match-up or person-to-person. Switching and poaching to provide help are allowed, but no defense designed to cover spaces rather than players.	Standard rules.	Standard rules.
Dangerous play/	Ultimate is a	Ultimate is a	Ultimate is a

receiving fouls	non-contact sport. Incidental contact can occur, but unlike some sports, blatant bumping and physicality are not acceptable. Please play safely and avoid contact whenever possible.	non-contact sport. Incidental contact can occur, but unlike some sports, blatant bumping and physicality are not acceptable. Please play safely and avoid contact whenever possible.	non-contact sport. Incidental contact can occur, but unlike some sports, blatant bumping and physicality are not acceptable. Please play safely and avoid contact whenever possible.
-----------------	--	--	--

## Appendix E: Beach Ultimate Rules Adaptations

The following adaptations to the rules are to be used in beach or sand ultimate competitions. These adaptations may be additions to the current official rules or may supersede existing rules. Other than these additions and changes, the current official rules will apply to beach or sand competition.

### E1. Number of Players

- A. The recommended number of players per team is either five (5) or four (4).

### E2. Playing Field

#### A. 5v5 Field Dimensions

1. The standard field of play, including end zones, is 82 yards (75 meters) long and 27 yards (25 meters) wide.
2. The standard end zone is 16 yards (15 meters) deep.
3. The brick marks are located 11 yards (10 meters) from the goal line.

#### B. 4v4 Field Dimensions

1. The standard field of play, including end zones, is 50 yards (45 meters) long and 30 yards (27 meters) wide.
2. The standard end zone is 8 yards (7.5 meters) deep.
3. The brick marks are located 8 yards (7.5 meters) from the goal line.

#### C. Perimeter and end zone lines are established with field lining tape (preferred) or rope.

1. The top of the tape is the portion of the field tape that is facing upwards. Should the tape twist along its length, the “top” is always the side that is facing up, even if that changes along the length.

#### D. The top of the perimeter lines is not part of the playing field and is out-of-bounds.

#### E. The area directly under the perimeter lines and all parts of the perimeter lines excluding the top of the tape are part of the playing field and in-bounds.

#### F. The top of the goal line is part of the central zone.

#### G. The area directly under the goal line and all parts of the goal line excluding the top of the tape are part of the end zone.

### E3. Equipment

- A. Shoes and cleats are not allowed. Players feet must be bare or only have a soft covering such as socks or tape.

### E4. Length of Game

#### A. A standard game has

1. a game total of 13,
2. a soft cap at 50 minutes,
3. a hard cap at 60 minutes,
4. a halftime of 5 minutes, and
5. 1 team timeout per game.

### E5. Sand Stoppages

- A. Any player may briefly extend a stoppage of play to remove interfering sand from their face, but active play may not be stopped for this purpose.

### E6. Sand Fouls

- A. A sand foul occurs when a player causes sand to fly into an opponent’s face in a way that significantly interferes with their play, such as in the eyes or up their nose.
- B. A sand foul is considered distinct and separate to the action that caused it and should be resolved separately as such.

